

# Municipal In-year reports & supporting tables

mSCOA Version 6.8

[Click for Instructions!](#)

**Accountability**

**Transparency**

**Information &  
service delivery**



**national treasury**

Department:  
National Treasury  
REPUBLIC OF SOUTH AFRICA

**Contact details:**

Budget submission enquiries:  
National Treasury  
Electronic documents: [lgdataqueries@treasury.gov.za](mailto:lgdataqueries@treasury.gov.za)

### Preparation Instructions

Municipality Name:

CFO Name:

Tel:

Fax:

E-Mail:

Reporting period:

MTREF:

Budget Year: 2024/25

Does this municipality have Entities?

If YES: Identify type of report:

### Name Votes & Sub-Votes

#### Printing Instructions

##### Showing / Hiding Columns

##### Showing / Clearing Highlights

#### Importants documents which provide essential assistance

##### MFMA Budget Circular 2011/12

[Click to view](#)

##### MBRR Budget Formats Guide

[Click to view](#)

##### Dummy Budget Guide

[Click to view](#)

##### Funding Compliance Guide

[Click to view](#)

##### MFMA Return Forms

[Click to view](#)

Page 3 of 55

## DC16 Xhariep - Contact Information

### A. GENERAL INFORMATION

|                |  |
|----------------|--|
| Municipality   | DC16 Xhariep   |
| Grade          | 3  |
| Province       | FS FREE STATE  |
| Web Address    | <a href="http://www.xhariep.gov.za">www.xhariep.gov.za</a>                 |
| e-mail Address | <a href="mailto:moletsanely@xhariep.gov.za">moletsanely@xhariep.gov.za</a> |

Set name on 'Instructions' sheet

<sup>1</sup> Grade in terms of the Remuneration of Public Office Bearers Act.

### B. CONTACT INFORMATION

|                         |                               |
|-------------------------|-------------------------------|
| <b>Postal address:</b>  |                               |
| P.O. Box                | Private Bag x136              |
| City / Town             | Trompsburg                    |
| Postal Code             | 9913                          |
| <b>Street address</b>   |                               |
| Building                | Xhariep District Municipality |
| Street No. & Name       | 20 Louw Street                |
| City / Town             | Trompsburg                    |
| Postal Code             | 9913                          |
| <b>General Contacts</b> |                               |
| Telephone number        | 051 011 2238                  |
| Fax number              | 051 713 0461                  |

### C. POLITICAL LEADERSHIP

|                  |  |
|------------------|--|
| <b>Speaker:</b>  |  |
| ID Number        |  |
| Title            | Mrs  |
| Name             | Agnes Mokgoro Shasha                                     |
| Telephone number | 051 011 2238   |
| Cell number      | 072 736 3017   |
| Fax number       | 051 713 0461   |
| E-mail address   | <a href="mailto:shasha@live.co.za">shasha@live.co.za</a> |

|                                     |  |
|-------------------------------------|--|
| <b>Secretary/PA to the Speaker:</b> |  |
| ID Number                           |  |
| Title                               | Ms   |
| Name                                | Madillo Mohlabane  |
| Telephone number                    | 051 011 2238   |
| Cell number                         | 066 500 7082   |
| Fax number                          | 051 713 0461   |
| E-mail address                      | <a href="mailto:madillomohlabane25@gmail.com">madillomohlabane25@gmail.com</a> |

|                               |  |
|-------------------------------|--|
| <b>Mayor/Executive Mayor:</b> |  |
| ID Number                     |  |
| Title                         | Mrs  |
| Name                          | Nokufa Irene Mehlomakhulu  |
| Telephone number              | 051 011 2238   |
| Cell number                   | 062 728 9090   |
| Fax number                    | 051 713 0461   |
| E-mail address                | <a href="mailto:irenemehlomakhulu@gmail.com">irenemehlomakhulu@gmail.com</a> |

|   |  |
|---|--|
| <b>Secretary/PA to the Mayor/Executive Mayor:</b> |  |
| ID Number   |  |
| Title   | Mrs  |
| Name  | Bulelwa Patricia Mnweba                                    |
| Telephone number                                  | 051 011 2238   |
| Cell number                                       | 062 957 2135   |
| Fax number  | 051 713 0461   |
| E-mail address                                    | <a href="mailto:bkmnweba@gmail.com">bkmnweba@gmail.com</a> |

|                                      |  |
|--------------------------------------|--|
| <b>Deputy Mayor/Executive Mayor:</b> |  |
| ID Number                            |  |
| Title                                |  |
| Name                                 |  |
| Telephone number                     |  |
| Cell number                          |  |
| Fax number                           |  |
| E-mail address                       |  |

|  |  |
|--|--|
| <b>Secretary/PA to the Deputy Mayor/Executive Mayor:</b> |  |
| ID Number  |  |
| Title  |  |
| Name   |  |
| Telephone number   |  |
| Cell number  |  |
| Fax number   |  |
| E-mail address   |  |

### D. MANAGEMENT LEADERSHIP

|                           |  |
|---------------------------|--|
| <b>Municipal Manager:</b> |  |
| ID Number                 |  |
| Title                     | Ms   |
| Name                      | Lebohang Yvonne Moletsane  |
| Telephone number          | 051 011 2238   |
| Cell number               | 082 304 4397   |
| Fax number                | 051 713 0461   |
| E-mail address            | <a href="mailto:moletsane@xhariep.gov.za">moletsane@xhariep.gov.za</a> |

|   |  |
|---|--|
| <b>Secretary/PA to the Municipal Manager:</b> |  |
| ID Number                                     |  |
| Title   | Mr   |
| Name  | Paseka Tshabalala  |
| Telephone number                              | 051 713 9304   |
| Cell number                                   | 073 199 6395   |
| Fax number                                    | 051 713 0461   |
| E-mail address                                | <a href="mailto:advocatelwandle@gmail.com">advocatelwandle@gmail.com</a> |

|  |  |  |  |
|--|--|--|--|
| <b>Chief Financial Officer</b>                                   |  | <b>Secretary/PA to the Chief Financial Officer</b>               |  |
| ID Number  |  | ID Number  |  |
| Title  | Mr   | Title  | Miss   |
| Name   | Mpho Matthews David Tamasane(Acting)                                   | Name   | Moipone Moopela  |
| Telephone number   | 0510112238   | Telephone number   | 051 011 2238   |
| Cell number  | 834372604  | Cell number  | 083 993 9969   |
| Fax number   | 0517130461   | Fax number   | 051 713 0461   |
| E-mail address   | mgivaonline@gmail.com  | E-mail address   | <a href="mailto:moiponemoopela84@gmail.com">moiponemoopela84@gmail.com</a> |
| <b>Official responsible for submitting financial information</b> |  | <b>Official responsible for submitting financial information</b> |  |
| ID Number  |  | ID Number  |  |
| Title  | Miss   | Title  |  |
| Name   | Gracious Mmolawa   | Name   |  |
| Telephone number   | 051 713 9312   | Telephone number   |  |
| Cell number  | 083 977 8266   | Cell number  |  |
| Fax number   | 051 713 0461   | Fax number   |  |
| E-mail address   | <a href="mailto:gracioussh2012@gmail.com">gracioussh2012@gmail.com</a> | E-mail address   |  |
| <b>Official responsible for submitting financial information</b> |  | <b>Official responsible for submitting financial information</b> |  |
| ID Number  |  | ID Number  |  |
| Title  |  | Title  |  |
| Name   |  | Name   |  |
| Telephone number   |  | Telephone number   |  |
| Cell number  |  | Cell number  |  |
| Fax number   |  | Fax number   |  |
| E-mail address   |  | E-mail address   |  |
| <b>Official responsible for submitting financial information</b> |  | <b>Official responsible for submitting financial information</b> |  |
| ID Number  |  | ID Number  |  |
| Title  |  | Title  |  |
| Name   |  | Name   |  |
| Telephone number   |  | Telephone number   |  |
| Cell number  |  | Cell number  |  |
| Fax number   |  | Fax number   |  |
| E-mail address   |  | E-mail address   |  |
| <b>Official responsible for submitting financial information</b> |  | <b>Official responsible for submitting financial information</b> |  |
| ID Number  |  | ID Number  |  |
| Title  |  | Title  |  |
| Name   |  | Name   |  |
| Telephone number   |  | Telephone number   |  |
| Cell number  |  | Cell number  |  |
| Fax number   |  | Fax number   |  |
| E-mail address   |  | E-mail address   |  |
| <b>Official responsible for submitting financial information</b> |  | <b>Official responsible for submitting financial information</b> |  |
| ID Number  |  | ID Number  |  |
| Title  |  | Title  |  |
| Name   |  | Name   |  |
| Telephone number   |  | Telephone number   |  |
| Cell number  |  | Cell number  |  |
| Fax number   |  | Fax number   |  |
| E-mail address   |  | E-mail address   |  |

|  |  |  |  |
|--|--|--|--|
| <b>Official responsible for submitting financial information</b> |  | <b>Official responsible for submitting financial information</b> |  |
| ID Number  |  | ID Number  |  |
| Title  |  | Title  |  |
| Name   |  | Name   |  |
| Telephone number   |  | Telephone number   |  |
| Cell number  |  | Cell number  |  |
| Fax number   |  | Fax number   |  |
| E-mail address   |  | E-mail address   |  |
| <b>Official responsible for submitting financial information</b> |  | <b>Official responsible for submitting financial information</b> |  |
| ID Number  |  | ID Number  |  |
| Title  |  | Title  |  |
| Name   |  | Name   |  |
| Telephone number   |  | Telephone number   |  |
| Cell number  |  | Cell number  |  |
| Fax number   |  | Fax number   |  |
| E-mail address   |  | E-mail address   |  |
| <b>Official responsible for submitting financial information</b> |  |  |  |
| ID Number  |  |  |  |
| Title  |  |  |  |
| Name   |  |  |  |
| Telephone number   |  |  |  |
| Cell number  |  |  |  |
| Fax number   |  |  |  |
| E-mail address   |  |  |  |

**DC16 Xhariep - Table C1 Monthly Budget Statement Summary - M05 November**

| Description  | 2023/24          | Budget Year 2024/25 |                   |                    |                    |                    |                     |                 |                    |
|--|------------------|---------------------|-------------------|--------------------|--------------------|--------------------|---------------------|-----------------|--------------------|
|  | Audited Outcome  | Original Budget     | Adjusted Budget   | Monthly actual     | YearTD actual      | YearTD budget      | YTD variance        | YTD variance %  | Full Year Forecast |
| <b>R thousands</b>   |                  |                     |                   |                    |                    |                    |                     |                 |                    |
| <b><u>Financial Performance</u></b>                                  |                  |                     |                   |                    |                    |                    |                     |                 |                    |
| Property rates   | –                | –                   | –                 | –                  | –                  | –                  | –                   |                 | –                  |
| Service charges  | –                | –                   | –                 | –                  | –                  | –                  | –                   |                 | –                  |
| Investment revenue   | 1,414            | –                   | –                 | –                  | –                  | –                  | –                   |                 | –                  |
| Transfers and subsidies - Operational                                | 1,414            | 950                 | 1,500             | 173                | 857                | 625                | 232                 | 37%             | 950                |
| Other own revenue  | 66,358           | 63,218              | 63,218            | 435                | 25,234             | 26,341             | (1,107)             | -4%             | –                  |
| <b>Total Revenue (excluding capital transfers and contributions)</b> | <b>69,186</b>    | <b>64,168</b>       | <b>64,718</b>     | <b>608</b>         | <b>26,091</b>      | <b>26,966</b>      | <b>(875)</b>        | <b>-3%</b>      | <b>64,168</b>      |
| Employee costs   | 47,237           | 51,023              | 51,023            | 3,898              | 20,174             | 21,260             | (1,086)             |                 | 51,023             |
| Remuneration of Councillors  | 5,467            | 4,892               | 4,892             | 683                | 2,194              | 2,039              | 155                 |                 | 4,892              |
| Depreciation and amortisation  | 1,205            | 500                 | 500               | –                  | –                  | 208                | (208)               |                 | 500                |
| Interest   | 630              | 50                  | 50                | 16                 | 37                 | 21                 | 16                  |                 | 50                 |
| Inventory consumed and bulk purchases                                | –                | –                   | –                 | –                  | –                  | –                  | –                   |                 | –                  |
| Transfers and subsidies  | 17               | 62                  | 62                | 23                 | 23                 | 26                 | (3)                 | -13%            | 62                 |
| Other expenditure  | 45,413           | 7,386               | 7,746             | 1,745              | 9,174              | 3,227              | 5,946               | 184%            | 7,386              |
| <b>Total Expenditure</b>   | <b>99,969</b>    | <b>63,913</b>       | <b>64,273</b>     | <b>6,364</b>       | <b>31,601</b>      | <b>26,781</b>      | <b>4,820</b>        | <b>18%</b>      | <b>63,913</b>      |
| <b>Surplus/(Deficit)</b>   | <b>(30,783)</b>  | <b>255</b>          | <b>445</b>        | <b>(5,755)</b>     | <b>(5,510)</b>     | <b>185</b>         | <b>(5,695)</b>      | <b>-3074%</b>   | <b>255</b>         |
| Transfers and subsidies - capital (monetary)                         | 23,972           | –                   | 44,705            | –                  | 389                | 18,627             | (18,238)            | -98%            | –                  |
| Transfers and subsidies - capital (in-kind)                          | –                | –                   | –                 | –                  | –                  | –                  | –                   |                 | –                  |
| <b>Surplus/(Deficit) after capital transfers &amp; contributions</b> | <b>(6,811)</b>   | <b>255</b>          | <b>45,150</b>     | <b>(5,755)</b>     | <b>(5,121)</b>     | <b>18,812</b>      | <b>(23,933)</b>     | <b>-127%</b>    | <b>255</b>         |
| Share of surplus/ (deficit) of associate                             | –                | –                   | –                 | –                  | –                  | –                  | –                   |                 | –                  |
| <b>Surplus/ (Deficit) for the year</b>                               | <b>(6,811)</b>   | <b>255</b>          | <b>45,150</b>     | <b>(5,755)</b>     | <b>(5,121)</b>     | <b>18,812</b>      | <b>(23,933)</b>     | <b>-127%</b>    | <b>255</b>         |
| <b><u>Capital expenditure &amp; funds sources</u></b>                |                  |                     |                   |                    |                    |                    |                     |                 |                    |
| <b>Capital expenditure</b>   | <b>201</b>       | <b>200</b>          | <b>380</b>        | <b>–</b>           | <b>90</b>          | <b>158</b>         | <b>(69)</b>         | <b>-43%</b>     | <b>200</b>         |
| Capital transfers recognised   | –                | –                   | 180               | –                  | –                  | 75                 | (75)                | -100%           | –                  |
| Borrowing  | –                | –                   | –                 | –                  | –                  | –                  | –                   |                 | –                  |
| Internally generated funds   | 106              | 200                 | 200               | –                  | 50                 | 83                 | (34)                | -41%            | 200                |
| <b>Total sources of capital funds</b>                                | <b>106</b>       | <b>200</b>          | <b>380</b>        | <b>–</b>           | <b>50</b>          | <b>158</b>         | <b>(109)</b>        | <b>-69%</b>     | <b>200</b>         |
| <b><u>Financial position</u></b>                                     |                  |                     |                   |                    |                    |                    |                     |                 |                    |
| Total current assets   | 6,738            | 716                 | 726               |                    | 25,954             |                    |                     |                 | 716                |
| Total non current assets   | 8,457            | (300)               | (120)             |                    | 8,547              |                    |                     |                 | (300)              |
| Total current liabilities  | 25,570           | 161                 | 44,544            |                    | 49,996             |                    |                     |                 | 161                |
| Total non current liabilities  | 2,504            | –                   | –                 |                    | 2,504              |                    |                     |                 | –                  |
| Community wealth/Equity  | (12,878)         | 255                 | –                 |                    | (17,999)           |                    |                     |                 | 255                |
| <b><u>Cash flows</u></b>   |                  |                     |                   |                    |                    |                    |                     |                 |                    |
| Net cash from (used) operating                                       | 207,676          | (989)               | 43,392            | (54)               | 15,909             | 22,209             | 6,299               | 28%             | (989)              |
| Net cash from (used) investing                                       | 2,481            | (230)               | (410)             | –                  | 90                 | (171)              | (260)               | 152%            | (230)              |
| Net cash from (used) financing                                       | –                | –                   | –                 | –                  | –                  | –                  | –                   |                 | –                  |
| <b>Cash/cash equivalents at the month/year end</b>                   | <b>220,527</b>   | <b>(1,219)</b>      | <b>42,982</b>     | <b>–</b>           | <b>(27,223)</b>    | <b>22,038</b>      | <b>49,261</b>       | <b>224%</b>     | <b>–</b>           |
| <b>Debtors &amp; creditors analysis</b>                              | <b>0-30 Days</b> | <b>31-60 Days</b>   | <b>61-90 Days</b> | <b>91-120 Days</b> | <b>121-150 Dys</b> | <b>151-180 Dys</b> | <b>181 Dys-1 Yr</b> | <b>Over 1Yr</b> | <b>Total</b>       |
| <b><u>Debtors Age Analysis</u></b>                                   |                  |                     |                   |                    |                    |                    |                     |                 |                    |
| Total By Income Source   | 70               | –                   | 123               | –                  | 102                | 1,620              | 7,671               | –               | 9,585              |
| <b><u>Creditors Age Analysis</u></b>                                 |                  |                     |                   |                    |                    |                    |                     |                 |                    |
| Total Creditors  | 2,904            | 1,377               | 1,421             | –                  | 71                 | –                  | –                   | 6,810           | 12,583             |

## DC16 Xhariep - Table C2 Monthly Budget Statement - Financial Performance (functional classification) - M05 November

| Description                                | Ref      | 2023/24         | Budget Year 2024/25 |                 |                |                |               |                 |                |                    |
|--|----------|-----------------|---------------------|-----------------|----------------|----------------|---------------|-----------------|----------------|--------------------|
|  |          | Audited Outcome | Original Budget     | Adjusted Budget | Monthly actual | YearTD actual  | YearTD budget | YTD variance    | YTD variance % | Full Year Forecast |
| <b>R thousands</b>                         | <b>1</b> |                 |                     |                 |                |                |               |                 |                |                    |
| <b>Revenue - Functional</b>                |          |                 |                     |                 |                |                |               |                 |                |                    |
| <b>Governance and administration</b>       |          | <b>54,415</b>   | <b>49,160</b>       | <b>49,710</b>   | <b>290</b>     | <b>19,789</b>  | <b>20,713</b> | (923)           | -4%            | <b>49,160</b>      |
| Executive and council                      |          | 14,469          | 12,544              | 12,544          | -              | 5,718          | 5,227         | 492             | 9%             | 12,544             |
| Finance and administration                 |          | 39,945          | 36,616              | 37,166          | 290            | 14,071         | 15,486        | (1,415)         | -9%            | 36,616             |
| Internal audit                             |          | -               | -                   | -               | -              | -              | -             | -               | -              | -                  |
| <b>Community and public safety</b>         |          | <b>-</b>        | <b>-</b>            | <b>-</b>        | <b>-</b>       | <b>-</b>       | <b>-</b>      | <b>-</b>        | <b>-</b>       | <b>-</b>           |
| Community and social services              |          | -               | -                   | -               | -              | -              | -             | -               | -              | -                  |
| Sport and recreation                       |          | -               | -                   | -               | -              | -              | -             | -               | -              | -                  |
| Public safety                              |          | -               | -                   | -               | -              | -              | -             | -               | -              | -                  |
| Housing                                    |          | -               | -                   | -               | -              | -              | -             | -               | -              | -                  |
| Health                                     |          | -               | -                   | -               | -              | -              | -             | -               | -              | -                  |
| <b>Economic and environmental services</b> |          | <b>14,771</b>   | <b>15,008</b>       | <b>59,713</b>   | <b>319</b>     | <b>6,301</b>   | <b>24,880</b> | (18,579)        | -75%           | <b>15,008</b>      |
| Planning and development                   |          | 14,771          | 15,008              | 59,713          | 319            | 6,301          | 24,880        | (18,579)        | -75%           | 15,008             |
| Road transport                             |          | -               | -                   | -               | -              | -              | -             | -               | -              | -                  |
| Environmental protection                   |          | -               | -                   | -               | -              | -              | -             | -               | -              | -                  |
| <b>Trading services</b>                    |          | <b>23,972</b>   | <b>-</b>            | <b>-</b>        | <b>-</b>       | <b>389</b>     | <b>-</b>      | <b>389</b>      | #DIV/0!        | <b>-</b>           |
| Energy sources                             |          | 23,972          | -                   | -               | -              | 389            | -             | 389             | #DIV/0!        | -                  |
| Water management                           |          | -               | -                   | -               | -              | -              | -             | -               | -              | -                  |
| Waste water management                     |          | -               | -                   | -               | -              | -              | -             | -               | -              | -                  |
| Waste management                           |          | -               | -                   | -               | -              | -              | -             | -               | -              | -                  |
| <b>Other</b>                               | <b>4</b> | <b>-</b>        | <b>-</b>            | <b>-</b>        | <b>-</b>       | <b>-</b>       | <b>-</b>      | <b>-</b>        | <b>-</b>       | <b>-</b>           |
| <b>Total Revenue - Functional</b>          | <b>2</b> | <b>93,158</b>   | <b>64,168</b>       | <b>109,423</b>  | <b>608</b>     | <b>26,480</b>  | <b>45,593</b> | <b>(19,113)</b> | <b>-42%</b>    | <b>64,168</b>      |
| <b>Expenditure - Functional</b>            |          |                 |                     |                 |                |                |               |                 |                |                    |
| <b>Governance and administration</b>       |          | <b>57,485</b>   | <b>48,551</b>       | <b>48,786</b>   | <b>5,141</b>   | <b>25,351</b>  | <b>20,328</b> | 5,023           | 25%            | <b>48,551</b>      |
| Executive and council                      |          | 16,890          | 14,064              | 14,124          | 2,474          | 9,360          | 5,885         | 3,475           | 59%            | 14,064             |
| Finance and administration                 |          | 40,596          | 34,487              | 34,662          | 2,666          | 15,990         | 14,443        | 1,548           | 11%            | 34,487             |
| Internal audit                             |          | -               | -                   | -               | -              | -              | -             | -               | -              | -                  |
| <b>Community and public safety</b>         |          | <b>-</b>        | <b>-</b>            | <b>-</b>        | <b>-</b>       | <b>-</b>       | <b>-</b>      | <b>-</b>        | <b>-</b>       | <b>-</b>           |
| Community and social services              |          | -               | -                   | -               | -              | -              | -             | -               | -              | -                  |
| Sport and recreation                       |          | -               | -                   | -               | -              | -              | -             | -               | -              | -                  |
| Public safety                              |          | -               | -                   | -               | -              | -              | -             | -               | -              | -                  |
| Housing                                    |          | -               | -                   | -               | -              | -              | -             | -               | -              | -                  |
| Health                                     |          | -               | -                   | -               | -              | -              | -             | -               | -              | -                  |
| <b>Economic and environmental services</b> |          | <b>26,027</b>   | <b>15,362</b>       | <b>15,487</b>   | <b>1,223</b>   | <b>6,250</b>   | <b>6,453</b>  | (203)           | -3%            | <b>15,362</b>      |
| Planning and development                   |          | 26,027          | 15,362              | 15,487          | 1,223          | 6,250          | 6,453         | (203)           | -3%            | 15,362             |
| Road transport                             |          | -               | -                   | -               | -              | -              | -             | -               | -              | -                  |
| Environmental protection                   |          | -               | -                   | -               | -              | -              | -             | -               | -              | -                  |
| <b>Trading services</b>                    |          | <b>16,457</b>   | <b>-</b>            | <b>-</b>        | <b>-</b>       | <b>-</b>       | <b>-</b>      | <b>-</b>        | <b>-</b>       | <b>-</b>           |
| Energy sources                             |          | 16,457          | -                   | -               | -              | -              | -             | -               | -              | -                  |
| Water management                           |          | -               | -                   | -               | -              | -              | -             | -               | -              | -                  |
| Waste water management                     |          | -               | -                   | -               | -              | -              | -             | -               | -              | -                  |
| Waste management                           |          | -               | -                   | -               | -              | -              | -             | -               | -              | -                  |
| <b>Other</b>                               |          | <b>-</b>        | <b>-</b>            | <b>-</b>        | <b>-</b>       | <b>-</b>       | <b>-</b>      | <b>-</b>        | <b>-</b>       | <b>-</b>           |
| <b>Total Expenditure - Functional</b>      | <b>3</b> | <b>99,969</b>   | <b>63,913</b>       | <b>64,273</b>   | <b>6,364</b>   | <b>31,601</b>  | <b>26,781</b> | <b>4,820</b>    | <b>18%</b>     | <b>63,913</b>      |
| <b>Surplus/ (Deficit) for the year</b>     |          | <b>(6,811)</b>  | <b>255</b>          | <b>45,150</b>   | <b>(5,755)</b> | <b>(5,121)</b> | <b>18,812</b> | <b>(23,933)</b> | <b>-127%</b>   | <b>255</b>         |

## References

- Government Finance Statistics Functions and Sub-functions are standardised to assist the compilation of national and international accounts for comparison purposes
- Total Revenue by functional classification must reconcile to Total Operating Revenue shown in the Financial Performance Statement
- Total Expenditure by functional classification must reconcile to total operating expenditure shown in 'Financial Performance Statement'
- All amounts must be classified under a functional classification (modified GFS). The GFS function 'Other' is only for Abbatoirs, Air Transport, Licensing and Regulation, Markets and Tourism - and if used must be supported by footnotes. Nothing else may be placed under 'Other'. Assign associate share to relevant classification



DC16 Xhariep - Table C2 Monthly Budget Statement - Financial Performance (functional classification) - M05 November

| Description   | Ref | 2023/24         | Budget Year 2024/25 |                 |                |               |               |              |                |
|---|-----|-----------------|---------------------|-----------------|----------------|---------------|---------------|--------------|----------------|
|   |     | Audited Outcome | Original Budget     | Adjusted Budget | Monthly actual | YearTD actual | YearTD budget | YTD variance | YTD variance % |
| R thousands   | 1   |                 |                     |                 |                |               |               |              |                |
| <b>Revenue - Functional</b>   |     |                 |                     |                 |                |               |               |              |                |
| <b>Municipal governance and administration</b>  |     | 54,415          | 49,160              | 49,710          | 290            | 19,789        | 20,713        | (923)        | -4%            |
| Executive and council   |     | 14,469          | 12,544              | 12,544          | -              | 5,718         | 5,227         | 492          | 0              |
| Mayor and Council   |     | 6,183           | 5,859               | 5,859           | -              | 2,444         | 2,441         | 2            | 0              |
| Municipal Manager, Town Secretary and Chief Executive   |     | 8,286           | 6,685               | 6,685           | -              | 3,275         | 2,786         | 489          | 0              |
| Finance and administration  |     | 39,945          | 36,616              | 37,166          | 290            | 14,071        | 15,486        | (1,415)      | (0)            |
| Administrative and Corporate Support  |     | 20,666          | 19,749              | 19,749          | 1              | 7,473         | 8,229         | (756)        | (0)            |
| Asset Management  |     | -               | -                   | -               | -              | -             | -             | -            | -              |
| Finance   |     | 19,280          | 16,867              | 17,417          | 289            | 6,598         | 7,257         | (659)        | (0)            |
| Fleet Management  |     | -               | -                   | -               | -              | -             | -             | -            | -              |
| Human Resources   |     | -               | -                   | -               | -              | -             | -             | -            | -              |
| Information Technology  |     | -               | -                   | -               | -              | -             | -             | -            | -              |
| Legal Services  |     | -               | -                   | -               | -              | -             | -             | -            | -              |
| Marketing, Customer Relations, Publicity and Media Co-ordination                                    |     | -               | -                   | -               | -              | -             | -             | -            | -              |
| Property Services   |     | -               | -                   | -               | -              | -             | -             | -            | -              |
| Risk Management   |     | -               | -                   | -               | -              | -             | -             | -            | -              |
| Security Services   |     | -               | -                   | -               | -              | -             | -             | -            | -              |
| Supply Chain Management   |     | -               | -                   | -               | -              | -             | -             | -            | -              |
| Valuation Service   |     | -               | -                   | -               | -              | -             | -             | -            | -              |
| Internal audit  |     | -               | -                   | -               | -              | -             | -             | -            | -              |
| Governance Function   |     | -               | -                   | -               | -              | -             | -             | -            | -              |
| <b>Community and public safety</b>  |     | -               | -                   | -               | -              | -             | -             | -            | -              |
| Community and social services   |     | -               | -                   | -               | -              | -             | -             | -            | -              |
| Aged Care   |     | -               | -                   | -               | -              | -             | -             | -            | -              |
| Agricultural  |     | -               | -                   | -               | -              | -             | -             | -            | -              |
| Animal Care and Diseases  |     | -               | -                   | -               | -              | -             | -             | -            | -              |
| Cemeteries, Funeral Parlours and Child Care Facilities  |     | -               | -                   | -               | -              | -             | -             | -            | -              |
| Community Halls and Facilities  |     | -               | -                   | -               | -              | -             | -             | -            | -              |
| Consumer Protection   |     | -               | -                   | -               | -              | -             | -             | -            | -              |
| Cultural Matters  |     | -               | -                   | -               | -              | -             | -             | -            | -              |
| Disaster Management   |     | -               | -                   | -               | -              | -             | -             | -            | -              |
| Education   |     | -               | -                   | -               | -              | -             | -             | -            | -              |
| Indigenous and Customary Law  |     | -               | -                   | -               | -              | -             | -             | -            | -              |
| Industrial Promotion  |     | -               | -                   | -               | -              | -             | -             | -            | -              |
| Language Policy   |     | -               | -                   | -               | -              | -             | -             | -            | -              |
| Libraries and Archives  |     | -               | -                   | -               | -              | -             | -             | -            | -              |
| Literacy Programmes   |     | -               | -                   | -               | -              | -             | -             | -            | -              |
| Media Services  |     | -               | -                   | -               | -              | -             | -             | -            | -              |
| Museums and Art Galleries   |     | -               | -                   | -               | -              | -             | -             | -            | -              |
| Population Development  |     | -               | -                   | -               | -              | -             | -             | -            | -              |
| Provincial Cultural Matters   |     | -               | -                   | -               | -              | -             | -             | -            | -              |
| Theatres  |     | -               | -                   | -               | -              | -             | -             | -            | -              |
| Zoo's   |     | -               | -                   | -               | -              | -             | -             | -            | -              |
| Sport and recreation  |     | -               | -                   | -               | -              | -             | -             | -            | -              |
| Beaches and Jetties   |     | -               | -                   | -               | -              | -             | -             | -            | -              |
| Casinos, Racing, Gambling, Wagering   |     | -               | -                   | -               | -              | -             | -             | -            | -              |
| Community Parks (including Nurseries)   |     | -               | -                   | -               | -              | -             | -             | -            | -              |
| Recreational Facilities   |     | -               | -                   | -               | -              | -             | -             | -            | -              |
| Sports Grounds and Stadiums   |     | -               | -                   | -               | -              | -             | -             | -            | -              |
| Public safety   |     | -               | -                   | -               | -              | -             | -             | -            | -              |
| Civil Defence   |     | -               | -                   | -               | -              | -             | -             | -            | -              |
| Cleansing   |     | -               | -                   | -               | -              | -             | -             | -            | -              |
| Control of Public Nuisances   |     | -               | -                   | -               | -              | -             | -             | -            | -              |
| Fencing and Fences  |     | -               | -                   | -               | -              | -             | -             | -            | -              |
| Fire Fighting and Protection  |     | -               | -                   | -               | -              | -             | -             | -            | -              |
| Licensing and Control of Animals  |     | -               | -                   | -               | -              | -             | -             | -            | -              |
| Police Forces, Traffic and Street Parking   |     | -               | -                   | -               | -              | -             | -             | -            | -              |
| Pounds  |     | -               | -                   | -               | -              | -             | -             | -            | -              |
| Housing   |     | -               | -                   | -               | -              | -             | -             | -            | -              |
| Housing   |     | -               | -                   | -               | -              | -             | -             | -            | -              |
| Informal Settlements  |     | -               | -                   | -               | -              | -             | -             | -            | -              |
| Health  |     | -               | -                   | -               | -              | -             | -             | -            | -              |
| Ambulance   |     | -               | -                   | -               | -              | -             | -             | -            | -              |
| Health Services   |     | -               | -                   | -               | -              | -             | -             | -            | -              |
| Laboratory Services   |     | -               | -                   | -               | -              | -             | -             | -            | -              |
| Food Control  |     | -               | -                   | -               | -              | -             | -             | -            | -              |
| Health Surveillance and Prevention of Communicable Diseases including Vector Control                |     | -               | -                   | -               | -              | -             | -             | -            | -              |
| Chemical Safety   |     | -               | -                   | -               | -              | -             | -             | -            | -              |
| <b>Economic and environmental services</b>  |     | 14,771          | 15,008              | 59,713          | 319            | 6,301         | 24,880        | (18,579)     | (0)            |
| Planning and development  |     | 14,771          | 15,008              | 59,713          | 319            | 6,301         | 24,880        | (18,579)     | (0)            |
| Billboards  |     | -               | -                   | -               | -              | -             | -             | -            | -              |
| Corporate Wide Strategic Planning (IDPs, Central City Improvement District Development Facilitation |     | -               | -                   | -               | -              | -             | -             | -            | -              |

|  |               |               |                |              |               |               |                 |                |               |
|--|---------------|---------------|----------------|--------------|---------------|---------------|-----------------|----------------|---------------|
| Economic Development/Planning  | 14,771        | 15,008        | 15,008         | 319          | 6,301         | 6,253         | 48              | 0              | 15,008        |
| Regional Planning and Development                                      | -             | -             | -              | -            | -             | -             | -               | -              | -             |
| Town Planning, Building Regulations and Enforcement, and City Engineer | -             | -             | -              | -            | -             | -             | -               | -              | -             |
| Project Management Unit  | -             | -             | -              | -            | -             | -             | -               | -              | -             |
| Provincial Planning  | -             | -             | -              | -            | -             | -             | -               | -              | -             |
| Support to Local Municipalities  | -             | -             | 44,705         | -            | -             | 18,627        | (18,627)        | (0)            | -             |
| Road transport   | -             | -             | -              | -            | -             | -             | -               | -              | -             |
| Public Transport   | -             | -             | -              | -            | -             | -             | -               | -              | -             |
| Road and Traffic Regulation  | -             | -             | -              | -            | -             | -             | -               | -              | -             |
| Roads  | -             | -             | -              | -            | -             | -             | -               | -              | -             |
| Taxi Ranks   | -             | -             | -              | -            | -             | -             | -               | -              | -             |
| Environmental protection   | -             | -             | -              | -            | -             | -             | -               | -              | -             |
| Biodiversity and Landscape   | -             | -             | -              | -            | -             | -             | -               | -              | -             |
| Coastal Protection   | -             | -             | -              | -            | -             | -             | -               | -              | -             |
| Indigenous Forests   | -             | -             | -              | -            | -             | -             | -               | -              | -             |
| Nature Conservation  | -             | -             | -              | -            | -             | -             | -               | -              | -             |
| Pollution Control  | -             | -             | -              | -            | -             | -             | -               | -              | -             |
| Soil Conservation  | -             | -             | -              | -            | -             | -             | -               | -              | -             |
| <b>Trading services</b>  | <b>23,972</b> | -             | -              | -            | <b>389</b>    | -             | <b>389</b>      | <b>#DIV/0!</b> | -             |
| Energy sources   | <b>23,972</b> | -             | -              | -            | <b>389</b>    | -             | <b>389</b>      | <b>#DIV/0!</b> | -             |
| Electricity  | <b>23,972</b> | -             | -              | -            | <b>389</b>    | -             | <b>389</b>      | <b>#DIV/0!</b> | -             |
| Street Lighting and Signal Systems                                     | -             | -             | -              | -            | -             | -             | -               | -              | -             |
| Nonelectric Energy   | -             | -             | -              | -            | -             | -             | -               | -              | -             |
| Water management   | -             | -             | -              | -            | -             | -             | -               | -              | -             |
| Water Treatment  | -             | -             | -              | -            | -             | -             | -               | -              | -             |
| Water Distribution   | -             | -             | -              | -            | -             | -             | -               | -              | -             |
| Water Storage  | -             | -             | -              | -            | -             | -             | -               | -              | -             |
| Waste water management   | -             | -             | -              | -            | -             | -             | -               | -              | -             |
| Public Toilets   | -             | -             | -              | -            | -             | -             | -               | -              | -             |
| Sewerage   | -             | -             | -              | -            | -             | -             | -               | -              | -             |
| Storm Water Management   | -             | -             | -              | -            | -             | -             | -               | -              | -             |
| Waste Water Treatment  | -             | -             | -              | -            | -             | -             | -               | -              | -             |
| Waste management   | -             | -             | -              | -            | -             | -             | -               | -              | -             |
| Recycling  | -             | -             | -              | -            | -             | -             | -               | -              | -             |
| Solid Waste Disposal (Landfill Sites)                                  | -             | -             | -              | -            | -             | -             | -               | -              | -             |
| Solid Waste Removal  | -             | -             | -              | -            | -             | -             | -               | -              | -             |
| Street Cleaning  | -             | -             | -              | -            | -             | -             | -               | -              | -             |
| <b>Other</b>   | -             | -             | -              | -            | -             | -             | -               | -              | -             |
| Abattoirs  | -             | -             | -              | -            | -             | -             | -               | -              | -             |
| Air Transport  | -             | -             | -              | -            | -             | -             | -               | -              | -             |
| Forestry   | -             | -             | -              | -            | -             | -             | -               | -              | -             |
| Licensing and Regulation   | -             | -             | -              | -            | -             | -             | -               | -              | -             |
| Markets  | -             | -             | -              | -            | -             | -             | -               | -              | -             |
| Tourism  | -             | -             | -              | -            | -             | -             | -               | -              | -             |
| <b>Total Revenue - Functional</b>                                      | <b>93,158</b> | <b>64,168</b> | <b>109,423</b> | <b>608</b>   | <b>26,480</b> | <b>45,593</b> | <b>(19,113)</b> | <b>(0)</b>     | <b>64,168</b> |
| <b>Expenditure - Functional</b>  |               |               |                |              |               |               |                 |                |               |
| <b>Municipal governance and administration</b>                         | <b>57,485</b> | <b>48,551</b> | <b>48,786</b>  | <b>5,141</b> | <b>25,351</b> | <b>20,328</b> | <b>5,023</b>    | <b>0</b>       | <b>48,551</b> |
| Executive and council  | 16,890        | 14,064        | 14,124         | 2,474        | 9,360         | 5,885         | 3,475           | 0              | 14,064        |
| Mayor and Council  | 6,336         | 5,669         | 5,669          | 696          | 2,431         | 2,362         | 69              | 0              | 5,669         |
| Municipal Manager, Town Secretary and Chief Executive                  | 10,554        | 8,395         | 8,455          | 1,778        | 6,929         | 3,523         | 3,406           | 0              | 8,395         |
| Finance and administration   | 40,596        | 34,487        | 34,662         | 2,666        | 15,990        | 14,443        | 1,548           | 0              | 34,487        |
| Administrative and Corporate Support                                   | 23,889        | 20,965        | 21,065         | 1,701        | 10,273        | 8,777         | 1,495           | 0              | 20,965        |
| Asset Management   | -             | -             | -              | -            | -             | -             | -               | -              | -             |
| Finance  | 15,029        | 12,332        | 12,407         | 860          | 5,152         | 5,169         | (17)            | (0)            | 12,332        |
| Fleet Management   | -             | -             | -              | -            | -             | -             | -               | -              | -             |
| Human Resources  | 1,678         | 1,190         | 1,190          | 105          | 566           | 496           | 70              | 0              | 1,190         |
| Information Technology   | -             | -             | -              | -            | -             | -             | -               | -              | -             |
| Legal Services   | -             | -             | -              | -            | -             | -             | -               | -              | -             |
| Marketing, Customer Relations, Publicity and Media Co-ordination       | -             | -             | -              | -            | -             | -             | -               | -              | -             |
| Property Services  | -             | -             | -              | -            | -             | -             | -               | -              | -             |
| Risk Management  | -             | -             | -              | -            | -             | -             | -               | -              | -             |
| Security Services  | -             | -             | -              | -            | -             | -             | -               | -              | -             |
| Supply Chain Management  | -             | -             | -              | -            | -             | -             | -               | -              | -             |
| Valuation Service  | -             | -             | -              | -            | -             | -             | -               | -              | -             |
| Internal audit   | -             | -             | -              | -            | -             | -             | -               | -              | -             |
| Governance Function  | -             | -             | -              | -            | -             | -             | -               | -              | -             |
| <b>Community and public safety</b>                                     | -             | -             | -              | -            | -             | -             | -               | -              | -             |
| Community and social services  | -             | -             | -              | -            | -             | -             | -               | -              | -             |
| Aged Care  | -             | -             | -              | -            | -             | -             | -               | -              | -             |
| Agricultural   | -             | -             | -              | -            | -             | -             | -               | -              | -             |
| Animal Care and Diseases   | -             | -             | -              | -            | -             | -             | -               | -              | -             |
| Cemeteries, Funeral Parlours and                                       | -             | -             | -              | -            | -             | -             | -               | -              | -             |
| Child Care Facilities  | -             | -             | -              | -            | -             | -             | -               | -              | -             |
| Community Halls and Facilities   | -             | -             | -              | -            | -             | -             | -               | -              | -             |
| Consumer Protection  | -             | -             | -              | -            | -             | -             | -               | -              | -             |
| Cultural Matters   | -             | -             | -              | -            | -             | -             | -               | -              | -             |
| Disaster Management  | -             | -             | -              | -            | -             | -             | -               | -              | -             |
| Education  | -             | -             | -              | -            | -             | -             | -               | -              | -             |
| Indigenous and Customary Law   | -             | -             | -              | -            | -             | -             | -               | -              | -             |
| Industrial Promotion   | -             | -             | -              | -            | -             | -             | -               | -              | -             |
| Language Policy  | -             | -             | -              | -            | -             | -             | -               | -              | -             |

|  |               |               |               |              |              |              |              |            |               |
|--|---------------|---------------|---------------|--------------|--------------|--------------|--------------|------------|---------------|
| Libraries and Archives   | -             | -             | -             | -            | -            | -            | -            | -          | -             |
| Literacy Programmes  | -             | -             | -             | -            | -            | -            | -            | -          | -             |
| Media Services   | -             | -             | -             | -            | -            | -            | -            | -          | -             |
| Museums and Art Galleries  | -             | -             | -             | -            | -            | -            | -            | -          | -             |
| Population Development   | -             | -             | -             | -            | -            | -            | -            | -          | -             |
| Provincial Cultural Matters  | -             | -             | -             | -            | -            | -            | -            | -          | -             |
| Theatres   | -             | -             | -             | -            | -            | -            | -            | -          | -             |
| Zoo's  | -             | -             | -             | -            | -            | -            | -            | -          | -             |
| Sport and recreation   | -             | -             | -             | -            | -            | -            | -            | -          | -             |
| Beaches and Jetties  | -             | -             | -             | -            | -            | -            | -            | -          | -             |
| Casinos, Racing, Gambling, Wagering                                    | -             | -             | -             | -            | -            | -            | -            | -          | -             |
| Community Parks (including Nurseries)                                  | -             | -             | -             | -            | -            | -            | -            | -          | -             |
| Recreational Facilities  | -             | -             | -             | -            | -            | -            | -            | -          | -             |
| Sports Grounds and Stadiums  | -             | -             | -             | -            | -            | -            | -            | -          | -             |
| Public safety  | -             | -             | -             | -            | -            | -            | -            | -          | -             |
| Civil Defence  | -             | -             | -             | -            | -            | -            | -            | -          | -             |
| Cleansing  | -             | -             | -             | -            | -            | -            | -            | -          | -             |
| Control of Public Nuisances  | -             | -             | -             | -            | -            | -            | -            | -          | -             |
| Fencing and Fences   | -             | -             | -             | -            | -            | -            | -            | -          | -             |
| Fire Fighting and Protection   | -             | -             | -             | -            | -            | -            | -            | -          | -             |
| Licensing and Control of Animals                                       | -             | -             | -             | -            | -            | -            | -            | -          | -             |
| Police Forces, Traffic and Street Parking                              | -             | -             | -             | -            | -            | -            | -            | -          | -             |
| Pounds   | -             | -             | -             | -            | -            | -            | -            | -          | -             |
| Housing  | -             | -             | -             | -            | -            | -            | -            | -          | -             |
| Housing  | -             | -             | -             | -            | -            | -            | -            | -          | -             |
| Informal Settlements   | -             | -             | -             | -            | -            | -            | -            | -          | -             |
| Health   | -             | -             | -             | -            | -            | -            | -            | -          | -             |
| Ambulance  | -             | -             | -             | -            | -            | -            | -            | -          | -             |
| Health Services  | -             | -             | -             | -            | -            | -            | -            | -          | -             |
| Laboratory Services  | -             | -             | -             | -            | -            | -            | -            | -          | -             |
| Food Control   | -             | -             | -             | -            | -            | -            | -            | -          | -             |
| Health Surveillance and Prevention of Communicable Diseases including  | -             | -             | -             | -            | -            | -            | -            | -          | -             |
| Vector Control   | -             | -             | -             | -            | -            | -            | -            | -          | -             |
| Chemical Safety  | -             | -             | -             | -            | -            | -            | -            | -          | -             |
| <b>Economic and environmental services</b>                             | <b>26,027</b> | <b>15,362</b> | <b>15,487</b> | <b>1,223</b> | <b>6,250</b> | <b>6,453</b> | <b>(203)</b> | <b>(0)</b> | <b>15,362</b> |
| Planning and development   | <b>26,027</b> | <b>15,362</b> | <b>15,487</b> | <b>1,223</b> | <b>6,250</b> | <b>6,453</b> | <b>(203)</b> | <b>(0)</b> | <b>15,362</b> |
| Billboards   | -             | -             | -             | -            | -            | -            | -            | -          | -             |
| Corporate Wide Strategic Planning (IDPs,                               | 9,386         | 10,250        | 10,350        | 671          | 3,886        | 4,313        | (426)        | (0)        | 10,250        |
| Central City Improvement District                                      | -             | -             | -             | -            | -            | -            | -            | -          | -             |
| Development Facilitation   | 11,691        | -             | -             | -            | -            | -            | -            | -          | -             |
| Economic Development/Planning  | 4,950         | 5,112         | 5,137         | 552          | 2,364        | 2,140        | 223          | 0          | 5,112         |
| Regional Planning and Development                                      | -             | -             | -             | -            | -            | -            | -            | -          | -             |
| Town Planning, Building Regulations and Enforcement, and City Engineer | -             | -             | -             | -            | -            | -            | -            | -          | -             |
| Project Management Unit  | -             | -             | -             | -            | -            | -            | -            | -          | -             |
| Provincial Planning  | -             | -             | -             | -            | -            | -            | -            | -          | -             |
| Support to Local Municipalities  | -             | -             | -             | -            | -            | -            | -            | -          | -             |
| Road transport   | -             | -             | -             | -            | -            | -            | -            | -          | -             |
| Public Transport   | -             | -             | -             | -            | -            | -            | -            | -          | -             |
| Road and Traffic Regulation  | -             | -             | -             | -            | -            | -            | -            | -          | -             |
| Roads  | -             | -             | -             | -            | -            | -            | -            | -          | -             |
| Taxi Ranks   | -             | -             | -             | -            | -            | -            | -            | -          | -             |
| Environmental protection   | -             | -             | -             | -            | -            | -            | -            | -          | -             |
| Biodiversity and Landscape   | -             | -             | -             | -            | -            | -            | -            | -          | -             |
| Coastal Protection   | -             | -             | -             | -            | -            | -            | -            | -          | -             |
| Indigenous Forests   | -             | -             | -             | -            | -            | -            | -            | -          | -             |
| Nature Conservation  | -             | -             | -             | -            | -            | -            | -            | -          | -             |
| Pollution Control  | -             | -             | -             | -            | -            | -            | -            | -          | -             |
| Soil Conservation  | -             | -             | -             | -            | -            | -            | -            | -          | -             |
| <b>Trading services</b>  | <b>16,457</b> | -             | -             | -            | -            | -            | -            | -          | -             |
| Energy sources   | <b>16,457</b> | -             | -             | -            | -            | -            | -            | -          | -             |
| Electricity  | 16,457        | -             | -             | -            | -            | -            | -            | -          | -             |
| Street Lighting and Signal Systems                                     | -             | -             | -             | -            | -            | -            | -            | -          | -             |
| Nonelectric Energy   | -             | -             | -             | -            | -            | -            | -            | -          | -             |
| Water management   | -             | -             | -             | -            | -            | -            | -            | -          | -             |
| Water Treatment  | -             | -             | -             | -            | -            | -            | -            | -          | -             |
| Water Distribution   | -             | -             | -             | -            | -            | -            | -            | -          | -             |
| Water Storage  | -             | -             | -             | -            | -            | -            | -            | -          | -             |
| Waste water management   | -             | -             | -             | -            | -            | -            | -            | -          | -             |
| Public Toilets   | -             | -             | -             | -            | -            | -            | -            | -          | -             |
| Sewerage   | -             | -             | -             | -            | -            | -            | -            | -          | -             |
| Storm Water Management   | -             | -             | -             | -            | -            | -            | -            | -          | -             |
| Waste Water Treatment  | -             | -             | -             | -            | -            | -            | -            | -          | -             |

|  |   |         |        |        |         |         |        |          |     |        |
|--|---|---------|--------|--------|---------|---------|--------|----------|-----|--------|
| Waste management                             | - | -       | -      | -      | -       | -       | -      | -        | -   |        |
| <i>Recycling</i>                             | - | -       | -      | -      | -       | -       | -      | -        | -   |        |
| <i>Solid Waste Disposal (Landfill Sites)</i> | - | -       | -      | -      | -       | -       | -      | -        | -   |        |
| <i>Solid Waste Removal</i>                   | - | -       | -      | -      | -       | -       | -      | -        | -   |        |
| <i>Street Cleaning</i>                       | - | -       | -      | -      | -       | -       | -      | -        | -   |        |
| <b>Other</b>                                 | - | -       | -      | -      | -       | -       | -      | -        | -   |        |
| Abattoirs                                    | - | -       | -      | -      | -       | -       | -      | -        | -   |        |
| Air Transport                                | - | -       | -      | -      | -       | -       | -      | -        | -   |        |
| Forestry                                     | - | -       | -      | -      | -       | -       | -      | -        | -   |        |
| Licensing and Regulation                     | - | -       | -      | -      | -       | -       | -      | -        | -   |        |
| Markets                                      | - | -       | -      | -      | -       | -       | -      | -        | -   |        |
| Tourism                                      | - | -       | -      | -      | -       | -       | -      | -        | -   |        |
| <b>Total Expenditure - Functional</b>        | 3 | 99,969  | 63,913 | 64,273 | 6,364   | 31,601  | 26,781 | 4,820    | 0   | 63,913 |
| <b>Surplus/ (Deficit) for the year</b>       |   | (6,811) | 255    | 45,150 | (5,755) | (5,121) | 18,812 | (23,933) | (0) | 255    |

References

1. Government Finance Statistics Functions and Sub-functions are standardised to assist national and international accounts and comparison
2. Total Revenue by Functional Classification must reconcile to total operating revenue shown in Financial Performance (revenue and expenditure)
3. Total Expenditure by Functional Classification must reconcile to total operating expenditure shown in Financial Performance (revenue and expenditure)
4. All amounts must be classified under a Functional classification. The function 'Other' is only for Abattoirs, Air Transport, Licensing and Regulation, Markets and Tourism - and if used must be supported by footnotes. Nothing else may be placed under 'Other'. Assign associate share to relevant classification

|                     |   |   |   |   |   |   |   |   |   |
|---------------------|---|---|---|---|---|---|---|---|---|
| check oprev balance | - | - | - | - | - | - | - | - | - |
| check opexp balance | - | - | - | - | - | - | - | - | - |

**DC16 Xhariep - Table C3 Monthly Budget Statement - Financial Performance (revenue and expenditure by municipal vote) - M05 November**

| Vote Description                       |  | Ref | 2023/24         | Budget Year 2024/25 |                 |                |               |               |              |                |                    |
|--|--|-----|-----------------|---------------------|-----------------|----------------|---------------|---------------|--------------|----------------|--------------------|
|  |  |     | Audited Outcome | Original Budget     | Adjusted Budget | Monthly actual | YearTD actual | YearTD budget | YTD variance | YTD variance % | Full Year Forecast |
| R thousands                            |  |     |                 |                     |                 |                |               |               |              |                |                    |
| Revenue by Vote                        |  | 1   |                 |                     |                 |                |               |               |              |                |                    |
| Vote 1 - Executive and Council         |  |     | 14,469          | 12,544              | 12,544          | –              | 5,718         | 5,227         | 492          | 9.4%           | 12,544             |
| Vote 2 - Finance and Administration    |  |     | 39,945          | 36,616              | 37,166          | 290            | 14,071        | 15,486        | (1,415)      | -9.1%          | 36,616             |
| Vote 3 - Planning and Development      |  |     | 14,771          | 15,008              | 15,008          | 319            | 6,301         | 6,253         | 48           | 0.8%           | 15,008             |
| Vote 4 - Community and Social Services |  |     | –               | –                   | –               | –              | –             | –             | –            |                | –                  |
| Vote 5 - Environmental Protection      |  |     | –               | –                   | –               | –              | –             | –             | –            |                | –                  |
| Vote 6 - [NAME OF VOTE 6]              |  |     | –               | –                   | –               | –              | –             | –             | –            |                | –                  |
| Vote 7 - [NAME OF VOTE 7]              |  |     | –               | –                   | –               | –              | –             | –             | –            |                | –                  |
| Vote 8 - [NAME OF VOTE 8]              |  |     | –               | –                   | –               | –              | –             | –             | –            |                | –                  |
| Vote 9 - [NAME OF VOTE 9]              |  |     | –               | –                   | –               | –              | –             | –             | –            |                | –                  |
| Vote 10 - [NAME OF VOTE 10]            |  |     | –               | –                   | –               | –              | –             | –             | –            |                | –                  |
| Vote 11 - [NAME OF VOTE 11]            |  |     | –               | –                   | –               | –              | –             | –             | –            |                | –                  |
| Vote 12 - [NAME OF VOTE 12]            |  |     | –               | –                   | –               | –              | –             | –             | –            |                | –                  |
| Vote 13 - [NAME OF VOTE 13]            |  |     | –               | –                   | –               | –              | –             | –             | –            |                | –                  |
| Vote 14 - [NAME OF VOTE 14]            |  |     | –               | –                   | –               | –              | –             | –             | –            |                | –                  |
| Vote 15 - [NAME OF VOTE 15]            |  |     | –               | –                   | –               | –              | –             | –             | –            |                | –                  |
| Total Revenue by Vote                  |  | 2   | 69,186          | 64,168              | 64,718          | 608            | 26,091        | 26,966        | (875)        | -3.2%          | 64,168             |
| Expenditure by Vote                    |  | 1   |                 |                     |                 |                |               |               |              |                |                    |
| Vote 1 - Executive and Council         |  |     | 16,890          | 14,064              | 14,124          | 2,474          | 9,360         | 5,885         | 3,475        | 59.1%          | 14,064             |
| Vote 2 - Finance and Administration    |  |     | 40,596          | 34,487              | 34,662          | 2,666          | 15,990        | 14,443        | 1,548        | 10.7%          | 34,487             |
| Vote 3 - Planning and Development      |  |     | 26,027          | 15,362              | 15,487          | 1,223          | 6,250         | 6,453         | (203)        | -3.1%          | 15,362             |
| Vote 4 - Community and Social Services |  |     | –               | –                   | –               | –              | –             | –             | –            |                | –                  |
| Vote 5 - Environmental Protection      |  |     | –               | –                   | –               | –              | –             | –             | –            |                | –                  |
| Vote 6 - [NAME OF VOTE 6]              |  |     | –               | –                   | –               | –              | –             | –             | –            |                | –                  |
| Vote 7 - [NAME OF VOTE 7]              |  |     | –               | –                   | –               | –              | –             | –             | –            |                | –                  |
| Vote 8 - [NAME OF VOTE 8]              |  |     | –               | –                   | –               | –              | –             | –             | –            |                | –                  |
| Vote 9 - [NAME OF VOTE 9]              |  |     | –               | –                   | –               | –              | –             | –             | –            |                | –                  |
| Vote 10 - [NAME OF VOTE 10]            |  |     | –               | –                   | –               | –              | –             | –             | –            |                | –                  |
| Vote 11 - [NAME OF VOTE 11]            |  |     | –               | –                   | –               | –              | –             | –             | –            |                | –                  |
| Vote 12 - [NAME OF VOTE 12]            |  |     | –               | –                   | –               | –              | –             | –             | –            |                | –                  |
| Vote 13 - [NAME OF VOTE 13]            |  |     | –               | –                   | –               | –              | –             | –             | –            |                | –                  |
| Vote 14 - [NAME OF VOTE 14]            |  |     | –               | –                   | –               | –              | –             | –             | –            |                | –                  |
| Vote 15 - [NAME OF VOTE 15]            |  |     | –               | –                   | –               | –              | –             | –             | –            |                | –                  |
| Total Expenditure by Vote              |  | 2   | 83,512          | 63,913              | 64,273          | 6,364          | 31,601        | 26,781        | 4,820        | 18.0%          | 63,913             |
| Surplus/ (Deficit) for the year        |  | 2   | (14,326)        | 255                 | 445             | (5,755)        | (5,510)       | 185           | (5,695)      | -3074.3%       | 255                |

References

1. Insert 'Vote'; e.g. Department, if different to standard classification structure

2. Must reconcile to Monthly Budget Statement - Financial Performance Statement (standard classification)

DC16 Xhariep - Table C3 Monthly Budget Statement - Financial Performance (revenue and expenditure by municipal vote) - A - M05 November

| Vote Description  | Ref | 2023/24         | Budget Year 2024/25 |                 |                |               |               |              |                |                    |
|---|-----|-----------------|---------------------|-----------------|----------------|---------------|---------------|--------------|----------------|--------------------|
|   |     | Audited Outcome | Original Budget     | Adjusted Budget | Monthly actual | YearTD actual | YearTD budget | YTD variance | YTD variance % | Full Year Forecast |
| <b>R thousand</b>   |     |                 |                     |                 |                |               |               |              |                |                    |
| <b>Revenue by Vote</b>                                      | 1   |                 |                     |                 |                |               |               |              |                |                    |
| <b>Vote 1 - Executive and Council</b>                       |     | 14,469          | 12,544              | 12,544          | -              | 5,718         | 5,227         | 492          | 9%             | 12,544             |
| 1.1 - Mayor and Council                                     |     | 6,183           | 5,859               | 5,859           | -              | 2,444         | 2,441         | 2            | 0%             | 5,859              |
| 1.2 - Municipal Manager, Town Secretary and Chief Executive |     | 8,286           | 6,685               | 6,685           | -              | 3,275         | 2,786         | 489          | 18%            | 6,685              |
| 1.3 - [Name of sub-vote]                                    |     | -               | -                   | -               | -              | -             | -             | -            | -              | -                  |
| 1.4 - [Name of sub-vote]                                    |     | -               | -                   | -               | -              | -             | -             | -            | -              | -                  |
| 1.5 - [Name of sub-vote]                                    |     | -               | -                   | -               | -              | -             | -             | -            | -              | -                  |
| 1.6 - [Name of sub-vote]                                    |     | -               | -                   | -               | -              | -             | -             | -            | -              | -                  |
| 1.7 - [Name of sub-vote]                                    |     | -               | -                   | -               | -              | -             | -             | -            | -              | -                  |
| 1.8 - [Name of sub-vote]                                    |     | -               | -                   | -               | -              | -             | -             | -            | -              | -                  |
| 1.9 - [Name of sub-vote]                                    |     | -               | -                   | -               | -              | -             | -             | -            | -              | -                  |
| 1.10 - [Name of sub-vote]                                   |     | -               | -                   | -               | -              | -             | -             | -            | -              | -                  |
| <b>Vote 2 - Finance and Administration</b>                  |     | 39,945          | 36,616              | 37,166          | 290            | 14,071        | 15,486        | (1,415)      | -9%            | 36,616             |
| 2.1 - Administrative and Corporate Support                  |     | 20,666          | 19,749              | 19,749          | 1              | 7,473         | 8,229         | (756)        | -9%            | 19,749             |
| 2.2 - Finance   |     | 19,280          | 16,867              | 17,417          | 289            | 6,598         | 7,257         | (659)        | -9%            | 16,867             |
| 2.3 - Human Resources                                       |     | -               | -                   | -               | -              | -             | -             | -            | -              | -                  |
| 2.4 - [Name of sub-vote]                                    |     | -               | -                   | -               | -              | -             | -             | -            | -              | -                  |
| 2.5 - [Name of sub-vote]                                    |     | -               | -                   | -               | -              | -             | -             | -            | -              | -                  |
| 2.6 - [Name of sub-vote]                                    |     | -               | -                   | -               | -              | -             | -             | -            | -              | -                  |
| 2.7 - [Name of sub-vote]                                    |     | -               | -                   | -               | -              | -             | -             | -            | -              | -                  |
| 2.8 - [Name of sub-vote]                                    |     | -               | -                   | -               | -              | -             | -             | -            | -              | -                  |
| 2.9 - [Name of sub-vote]                                    |     | -               | -                   | -               | -              | -             | -             | -            | -              | -                  |
| 2.10 - [Name of sub-vote]                                   |     | -               | -                   | -               | -              | -             | -             | -            | -              | -                  |
| <b>Vote 3 - Planning and Development</b>                    |     | 14,771          | 15,008              | 15,008          | 319            | 6,301         | 6,253         | 48           | 1%             | 15,008             |
| 3.1 - Corporate Wide Strategic Planning (IDPs, LEDs)        |     | -               | -                   | -               | -              | -             | -             | -            | -              | -                  |
| 3.2 - Development Facilitation                              |     | -               | -                   | -               | -              | -             | -             | -            | -              | -                  |
| 3.3 - Economic Development/Planning                         |     | 14,771          | 15,008              | 15,008          | 319            | 6,301         | 6,253         | 48           | 1%             | 15,008             |
| 3.4 - Billboards  |     | -               | -                   | -               | -              | -             | -             | -            | -              | -                  |
| 3.5 - [Name of sub-vote]                                    |     | -               | -                   | -               | -              | -             | -             | -            | -              | -                  |
| 3.6 - [Name of sub-vote]                                    |     | -               | -                   | -               | -              | -             | -             | -            | -              | -                  |
| 3.7 - [Name of sub-vote]                                    |     | -               | -                   | -               | -              | -             | -             | -            | -              | -                  |
| 3.8 - [Name of sub-vote]                                    |     | -               | -                   | -               | -              | -             | -             | -            | -              | -                  |
| 3.9 - [Name of sub-vote]                                    |     | -               | -                   | -               | -              | -             | -             | -            | -              | -                  |
| 3.10 - [Name of sub-vote]                                   |     | -               | -                   | -               | -              | -             | -             | -            | -              | -                  |
| <b>Vote 4 - Community and Social Services</b>               |     | -               | -                   | -               | -              | -             | -             | -            | -              | -                  |
| 4.1 - Disaster Management                                   |     | -               | -                   | -               | -              | -             | -             | -            | -              | -                  |
| 4.2 - [Name of sub-vote]                                    |     | -               | -                   | -               | -              | -             | -             | -            | -              | -                  |
| 4.3 - [Name of sub-vote]                                    |     | -               | -                   | -               | -              | -             | -             | -            | -              | -                  |
| 4.4 - [Name of sub-vote]                                    |     | -               | -                   | -               | -              | -             | -             | -            | -              | -                  |
| 4.5 - [Name of sub-vote]                                    |     | -               | -                   | -               | -              | -             | -             | -            | -              | -                  |
| 4.6 - [Name of sub-vote]                                    |     | -               | -                   | -               | -              | -             | -             | -            | -              | -                  |
| 4.7 - [Name of sub-vote]                                    |     | -               | -                   | -               | -              | -             | -             | -            | -              | -                  |
| 4.8 - [Name of sub-vote]                                    |     | -               | -                   | -               | -              | -             | -             | -            | -              | -                  |
| 4.9 - [Name of sub-vote]                                    |     | -               | -                   | -               | -              | -             | -             | -            | -              | -                  |
| 4.10 - [Name of sub-vote]                                   |     | -               | -                   | -               | -              | -             | -             | -            | -              | -                  |
| <b>Vote 5 - Environmental Protection</b>                    |     | -               | -                   | -               | -              | -             | -             | -            | -              | -                  |
| 5.1 - Biodiversity and Landscape                            |     | -               | -                   | -               | -              | -             | -             | -            | -              | -                  |
| 5.2 - [Name of sub-vote]                                    |     | -               | -                   | -               | -              | -             | -             | -            | -              | -                  |
| 5.3 - [Name of sub-vote]                                    |     | -               | -                   | -               | -              | -             | -             | -            | -              | -                  |
| 5.4 - [Name of sub-vote]                                    |     | -               | -                   | -               | -              | -             | -             | -            | -              | -                  |
| 5.5 - [Name of sub-vote]                                    |     | -               | -                   | -               | -              | -             | -             | -            | -              | -                  |
| 5.6 - [Name of sub-vote]                                    |     | -               | -                   | -               | -              | -             | -             | -            | -              | -                  |
| 5.7 - [Name of sub-vote]                                    |     | -               | -                   | -               | -              | -             | -             | -            | -              | -                  |
| 5.8 - [Name of sub-vote]                                    |     | -               | -                   | -               | -              | -             | -             | -            | -              | -                  |
| 5.9 - [Name of sub-vote]                                    |     | -               | -                   | -               | -              | -             | -             | -            | -              | -                  |
| 5.10 - [Name of sub-vote]                                   |     | -               | -                   | -               | -              | -             | -             | -            | -              | -                  |
| <b>Vote 6 - [NAME OF VOTE 6]</b>                            |     | -               | -                   | -               | -              | -             | -             | -            | -              | -                  |
| 6.1 - [Name of sub-vote]                                    |     | -               | -                   | -               | -              | -             | -             | -            | -              | -                  |
| 6.2 - [Name of sub-vote]                                    |     | -               | -                   | -               | -              | -             | -             | -            | -              | -                  |
| 6.3 - [Name of sub-vote]                                    |     | -               | -                   | -               | -              | -             | -             | -            | -              | -                  |
| 6.4 - [Name of sub-vote]                                    |     | -               | -                   | -               | -              | -             | -             | -            | -              | -                  |
| 6.5 - [Name of sub-vote]                                    |     | -               | -                   | -               | -              | -             | -             | -            | -              | -                  |
| 6.6 - [Name of sub-vote]                                    |     | -               | -                   | -               | -              | -             | -             | -            | -              | -                  |
| 6.7 - [Name of sub-vote]                                    |     | -               | -                   | -               | -              | -             | -             | -            | -              | -                  |
| 6.8 - [Name of sub-vote]                                    |     | -               | -                   | -               | -              | -             | -             | -            | -              | -                  |
| 6.9 - [Name of sub-vote]                                    |     | -               | -                   | -               | -              | -             | -             | -            | -              | -                  |
| 6.10 - [Name of sub-vote]                                   |     | -               | -                   | -               | -              | -             | -             | -            | -              | -                  |

[illegible]

|   |          |               |               |               |              |               |               |              |            |               |
|---|----------|---------------|---------------|---------------|--------------|---------------|---------------|--------------|------------|---------------|
| <b>Vote 14 - [NAME OF VOTE 14]</b>                                  |          | -             | -             | -             | -            | -             | -             | -            | -          | -             |
| 14.1 - [Name of sub-vote]   |          | -             | -             | -             | -            | -             | -             | -            | -          | -             |
| 14.2 - [Name of sub-vote]   |          | -             | -             | -             | -            | -             | -             | -            | -          | -             |
| 14.3 - [Name of sub-vote]   |          | -             | -             | -             | -            | -             | -             | -            | -          | -             |
| 14.4 - [Name of sub-vote]   |          | -             | -             | -             | -            | -             | -             | -            | -          | -             |
| 14.5 - [Name of sub-vote]   |          | -             | -             | -             | -            | -             | -             | -            | -          | -             |
| 14.6 - [Name of sub-vote]   |          | -             | -             | -             | -            | -             | -             | -            | -          | -             |
| 14.7 - [Name of sub-vote]   |          | -             | -             | -             | -            | -             | -             | -            | -          | -             |
| 14.8 - [Name of sub-vote]   |          | -             | -             | -             | -            | -             | -             | -            | -          | -             |
| 14.9 - [Name of sub-vote]   |          | -             | -             | -             | -            | -             | -             | -            | -          | -             |
| 14.10 - [Name of sub-vote]  |          | -             | -             | -             | -            | -             | -             | -            | -          | -             |
| <b>Vote 15 - [NAME OF VOTE 15]</b>                                  |          | -             | -             | -             | -            | -             | -             | -            | -          | -             |
| 15.1 - [Name of sub-vote]   |          | -             | -             | -             | -            | -             | -             | -            | -          | -             |
| 15.2 - [Name of sub-vote]   |          | -             | -             | -             | -            | -             | -             | -            | -          | -             |
| 15.3 - [Name of sub-vote]   |          | -             | -             | -             | -            | -             | -             | -            | -          | -             |
| 15.4 - [Name of sub-vote]   |          | -             | -             | -             | -            | -             | -             | -            | -          | -             |
| 15.5 - [Name of sub-vote]   |          | -             | -             | -             | -            | -             | -             | -            | -          | -             |
| 15.6 - [Name of sub-vote]   |          | -             | -             | -             | -            | -             | -             | -            | -          | -             |
| 15.7 - [Name of sub-vote]   |          | -             | -             | -             | -            | -             | -             | -            | -          | -             |
| 15.8 - [Name of sub-vote]   |          | -             | -             | -             | -            | -             | -             | -            | -          | -             |
| 15.9 - [Name of sub-vote]   |          | -             | -             | -             | -            | -             | -             | -            | -          | -             |
| 15.10 - [Name of sub-vote]  |          | -             | -             | -             | -            | -             | -             | -            | -          | -             |
| <b>Total Revenue by Vote</b>  | <b>2</b> | <b>69,186</b> | <b>64,168</b> | <b>64,718</b> | <b>608</b>   | <b>26,091</b> | <b>26,966</b> | <b>(875)</b> | <b>-3%</b> | <b>64,168</b> |
| <b>Expenditure by Vote</b>  | <b>1</b> |               |               |               |              |               |               |              |            |               |
| <b>Vote 1 - Executive and Council</b>                               |          | <b>16,890</b> | <b>14,064</b> | <b>14,124</b> | <b>2,474</b> | <b>9,360</b>  | <b>5,885</b>  | <b>3,475</b> | <b>59%</b> | <b>14,064</b> |
| 1.1 - Mayor and Council   |          | 6,336         | 5,669         | 5,669         | 696          | 2,431         | 2,362         | 69           | 3%         | 5,669         |
| 1.2 - Municipal Manager, Town Secretary and Chief Executive Officer |          | 10,554        | 8,395         | 8,455         | 1,778        | 6,929         | 3,523         | 3,406        | 97%        | 8,395         |
| 1.3 - [Name of sub-vote]  |          | -             | -             | -             | -            | -             | -             | -            | -          | -             |
| 1.4 - [Name of sub-vote]  |          | -             | -             | -             | -            | -             | -             | -            | -          | -             |
| 1.5 - [Name of sub-vote]  |          | -             | -             | -             | -            | -             | -             | -            | -          | -             |
| 1.6 - [Name of sub-vote]  |          | -             | -             | -             | -            | -             | -             | -            | -          | -             |
| 1.7 - [Name of sub-vote]  |          | -             | -             | -             | -            | -             | -             | -            | -          | -             |
| 1.8 - [Name of sub-vote]  |          | -             | -             | -             | -            | -             | -             | -            | -          | -             |
| 1.9 - [Name of sub-vote]  |          | -             | -             | -             | -            | -             | -             | -            | -          | -             |
| 1.10 - [Name of sub-vote]   |          | -             | -             | -             | -            | -             | -             | -            | -          | -             |
| <b>Vote 2 - Finance and Administration</b>                          |          | <b>40,596</b> | <b>34,487</b> | <b>34,662</b> | <b>2,666</b> | <b>15,990</b> | <b>14,443</b> | <b>1,548</b> | <b>11%</b> | <b>34,487</b> |
| 2.1 - Administrative and Corporate Support                          |          | 23,889        | 20,965        | 21,065        | 1,701        | 10,273        | 8,777         | 1,495        | 17%        | 20,965        |
| 2.2 - Finance   |          | 15,029        | 12,332        | 12,407        | 860          | 5,152         | 5,169         | (17)         | 0%         | 12,332        |
| 2.3 - Human Resources   |          | 1,678         | 1,190         | 1,190         | 105          | 566           | 496           | 70           | 14%        | 1,190         |
| 2.4 - [Name of sub-vote]  |          | -             | -             | -             | -            | -             | -             | -            | -          | -             |
| 2.5 - [Name of sub-vote]  |          | -             | -             | -             | -            | -             | -             | -            | -          | -             |
| 2.6 - [Name of sub-vote]  |          | -             | -             | -             | -            | -             | -             | -            | -          | -             |
| 2.7 - [Name of sub-vote]  |          | -             | -             | -             | -            | -             | -             | -            | -          | -             |
| 2.8 - [Name of sub-vote]  |          | -             | -             | -             | -            | -             | -             | -            | -          | -             |
| 2.9 - [Name of sub-vote]  |          | -             | -             | -             | -            | -             | -             | -            | -          | -             |
| 2.10 - [Name of sub-vote]   |          | -             | -             | -             | -            | -             | -             | -            | -          | -             |
| <b>Vote 3 - Planning and Development</b>                            |          | <b>26,027</b> | <b>15,362</b> | <b>15,487</b> | <b>1,223</b> | <b>6,250</b>  | <b>6,453</b>  | <b>(203)</b> | <b>-3%</b> | <b>15,362</b> |
| 3.1 - Corporate Wide Strategic Planning (IDPs, LEDS)                |          | 9,386         | 10,250        | 10,350        | 671          | 3,886         | 4,313         | (426)        | -10%       | 10,250        |
| 3.2 - Development Facilitation                                      |          | 11,691        | -             | -             | -            | -             | -             | -            | -          | -             |
| 3.3 - Economic Development/Planning                                 |          | 4,950         | 5,112         | 5,137         | 552          | 2,364         | 2,140         | 223          | 10%        | 5,112         |
| 3.4 - Billboards  |          | -             | -             | -             | -            | -             | -             | -            | -          | -             |
| 3.5 - [Name of sub-vote]  |          | -             | -             | -             | -            | -             | -             | -            | -          | -             |
| 3.6 - [Name of sub-vote]  |          | -             | -             | -             | -            | -             | -             | -            | -          | -             |
| 3.7 - [Name of sub-vote]  |          | -             | -             | -             | -            | -             | -             | -            | -          | -             |
| 3.8 - [Name of sub-vote]  |          | -             | -             | -             | -            | -             | -             | -            | -          | -             |
| 3.9 - [Name of sub-vote]  |          | -             | -             | -             | -            | -             | -             | -            | -          | -             |
| 3.10 - [Name of sub-vote]   |          | -             | -             | -             | -            | -             | -             | -            | -          | -             |
| <b>Vote 4 - Community and Social Services</b>                       |          | <b>-</b>      | <b>-</b>      | <b>-</b>      | <b>-</b>     | <b>-</b>      | <b>-</b>      | <b>-</b>     | <b>-</b>   | <b>-</b>      |
| 4.1 - Disaster Management   |          | -             | -             | -             | -            | -             | -             | -            | -          | -             |
| 4.2 - [Name of sub-vote]  |          | -             | -             | -             | -            | -             | -             | -            | -          | -             |
| 4.3 - [Name of sub-vote]  |          | -             | -             | -             | -            | -             | -             | -            | -          | -             |
| 4.4 - [Name of sub-vote]  |          | -             | -             | -             | -            | -             | -             | -            | -          | -             |
| 4.5 - [Name of sub-vote]  |          | -             | -             | -             | -            | -             | -             | -            | -          | -             |
| 4.6 - [Name of sub-vote]  |          | -             | -             | -             | -            | -             | -             | -            | -          | -             |
| 4.7 - [Name of sub-vote]  |          | -             | -             | -             | -            | -             | -             | -            | -          | -             |
| 4.8 - [Name of sub-vote]  |          | -             | -             | -             | -            | -             | -             | -            | -          | -             |
| 4.9 - [Name of sub-vote]  |          | -             | -             | -             | -            | -             | -             | -            | -          | -             |
| 4.10 - [Name of sub-vote]   |          | -             | -             | -             | -            | -             | -             | -            | -          | -             |
| <b>Vote 5 - Environmental Protection</b>                            |          | <b>-</b>      | <b>-</b>      | <b>-</b>      | <b>-</b>     | <b>-</b>      | <b>-</b>      | <b>-</b>     | <b>-</b>   | <b>-</b>      |
| 5.1 - Biodiversity and Landscape                                    |          | -             | -             | -             | -            | -             | -             | -            | -          | -             |
| 5.2 - [Name of sub-vote]  |          | -             | -             | -             | -            | -             | -             | -            | -          | -             |
| 5.3 - [Name of sub-vote]  |          | -             | -             | -             | -            | -             | -             | -            | -          | -             |
| 5.4 - [Name of sub-vote]  |          | -             | -             | -             | -            | -             | -             | -            | -          | -             |
| 5.5 - [Name of sub-vote]  |          | -             | -             | -             | -            | -             | -             | -            | -          | -             |
| 5.6 - [Name of sub-vote]  |          | -             | -             | -             | -            | -             | -             | -            | -          | -             |
| 5.7 - [Name of sub-vote]  |          | -             | -             | -             | -            | -             | -             | -            | -          | -             |
| 5.8 - [Name of sub-vote]  |          | -             | -             | -             | -            | -             | -             | -            | -          | -             |
| 5.9 - [Name of sub-vote]  |          | -             | -             | -             | -            | -             | -             | -            | -          | -             |
| 5.10 - [Name of sub-vote]   |          | -             | -             | -             | -            | -             | -             | -            | -          | -             |



[illegible]

|  |   |          |        |        |         |         |        |         |     |        |
|--|---|----------|--------|--------|---------|---------|--------|---------|-----|--------|
| 13.1 - [Name of sub-vote]              | - | -        | -      | -      | -       | -       | -      | -       | -   |        |
| 13.2 - [Name of sub-vote]              | - | -        | -      | -      | -       | -       | -      | -       | -   |        |
| 13.3 - [Name of sub-vote]              | - | -        | -      | -      | -       | -       | -      | -       | -   |        |
| 13.4 - [Name of sub-vote]              | - | -        | -      | -      | -       | -       | -      | -       | -   |        |
| 13.5 - [Name of sub-vote]              | - | -        | -      | -      | -       | -       | -      | -       | -   |        |
| 13.6 - [Name of sub-vote]              | - | -        | -      | -      | -       | -       | -      | -       | -   |        |
| 13.7 - [Name of sub-vote]              | - | -        | -      | -      | -       | -       | -      | -       | -   |        |
| 13.8 - [Name of sub-vote]              | - | -        | -      | -      | -       | -       | -      | -       | -   |        |
| 13.9 - [Name of sub-vote]              | - | -        | -      | -      | -       | -       | -      | -       | -   |        |
| 13.10 - [Name of sub-vote]             | - | -        | -      | -      | -       | -       | -      | -       | -   |        |
| <b>Vote 14 - [NAME OF VOTE 14]</b>     | - | -        | -      | -      | -       | -       | -      | -       | -   |        |
| 14.1 - [Name of sub-vote]              | - | -        | -      | -      | -       | -       | -      | -       | -   |        |
| 14.2 - [Name of sub-vote]              | - | -        | -      | -      | -       | -       | -      | -       | -   |        |
| 14.3 - [Name of sub-vote]              | - | -        | -      | -      | -       | -       | -      | -       | -   |        |
| 14.4 - [Name of sub-vote]              | - | -        | -      | -      | -       | -       | -      | -       | -   |        |
| 14.5 - [Name of sub-vote]              | - | -        | -      | -      | -       | -       | -      | -       | -   |        |
| 14.6 - [Name of sub-vote]              | - | -        | -      | -      | -       | -       | -      | -       | -   |        |
| 14.7 - [Name of sub-vote]              | - | -        | -      | -      | -       | -       | -      | -       | -   |        |
| 14.8 - [Name of sub-vote]              | - | -        | -      | -      | -       | -       | -      | -       | -   |        |
| 14.9 - [Name of sub-vote]              | - | -        | -      | -      | -       | -       | -      | -       | -   |        |
| 14.10 - [Name of sub-vote]             | - | -        | -      | -      | -       | -       | -      | -       | -   |        |
| <b>Vote 15 - [NAME OF VOTE 15]</b>     | - | -        | -      | -      | -       | -       | -      | -       | -   |        |
| 15.1 - [Name of sub-vote]              | - | -        | -      | -      | -       | -       | -      | -       | -   |        |
| 15.2 - [Name of sub-vote]              | - | -        | -      | -      | -       | -       | -      | -       | -   |        |
| 15.3 - [Name of sub-vote]              | - | -        | -      | -      | -       | -       | -      | -       | -   |        |
| 15.4 - [Name of sub-vote]              | - | -        | -      | -      | -       | -       | -      | -       | -   |        |
| 15.5 - [Name of sub-vote]              | - | -        | -      | -      | -       | -       | -      | -       | -   |        |
| 15.6 - [Name of sub-vote]              | - | -        | -      | -      | -       | -       | -      | -       | -   |        |
| 15.7 - [Name of sub-vote]              | - | -        | -      | -      | -       | -       | -      | -       | -   |        |
| 15.8 - [Name of sub-vote]              | - | -        | -      | -      | -       | -       | -      | -       | -   |        |
| 15.9 - [Name of sub-vote]              | - | -        | -      | -      | -       | -       | -      | -       | -   |        |
| 15.10 - [Name of sub-vote]             | - | -        | -      | -      | -       | -       | -      | -       | -   |        |
| <b>Total Expenditure by Vote</b>       | 2 | 83,512   | 63,913 | 64,273 | 6,364   | 31,601  | 26,781 | 4,820   | 0   | 63,913 |
| <b>Surplus/ (Deficit) for the year</b> | 2 | (14,326) | 255    | 445    | (5,755) | (5,510) | 185    | (5,695) | (0) | 255    |

References

1. Insert 'Vote'; e.g. Department, if different to standard structure
2. Must reconcile to Financial Performance ('Revenue and Expenditure by Standard Classification' and 'Revenue and Expenditure')
3. Assign share in 'associate' to relevant Vote

check revenue  
check expenditure

**DC16 Xhariep - Table C4 Monthly Budget Statement - Financial Performance (revenue and expenditure) - M05 November**

| Description   | Ref | 2023/24         | Budget Year 2024/25 |                 |                |               |               |              |                |                    |
|---|-----|-----------------|---------------------|-----------------|----------------|---------------|---------------|--------------|----------------|--------------------|
|   |     | Audited Outcome | Original Budget     | Adjusted Budget | Monthly actual | YearTD actual | YearTD budget | YTD variance | YTD variance % | Full Year Forecast |
| R thousands   |     |                 |                     |                 |                |               |               |              |                |                    |
| Revenue   |     |                 |                     |                 |                |               |               |              |                |                    |
| Exchange Revenue  |     |                 |                     |                 |                |               |               |              |                |                    |
| Service charges - Electricity                                 |     | –               | –                   | –               | –              | –             | –             | –            |                | –                  |
| Service charges - Water                                       |     | –               | –                   | –               | –              | –             | –             | –            |                | –                  |
| Service charges - Waste Water Management                      |     | –               | –                   | –               | –              | –             | –             | –            |                | –                  |
| Service charges - Waste management                            |     | –               | –                   | –               | –              | –             | –             | –            |                | –                  |
| Sale of Goods and Rendering of Services                       |     | 79              | 48                  | 48              | 4              | 35            | 20            | 15           | 73%            | 48                 |
| Agency services   |     | –               | –                   | –               | –              | –             | –             | –            |                | –                  |
| Interest  |     | –               | –                   | –               | –              | –             | –             | –            |                | –                  |
| Interest earned from Receivables                              |     | 1,085           | 5                   | 5               | 1              | 3             | 2             | 1            | 33%            | 5                  |
| Interest from Current and Non Current Assets                  |     | 1,414           | 950                 | 1,500           | 173            | 857           | 625           |              |                | 950                |
| Dividends   |     | –               | –                   | –               | –              | –             | –             | –            |                | –                  |
| Rent on Land  |     | –               | –                   | –               | –              | –             | –             | –            |                | –                  |
| Rental from Fixed Assets                                      |     | 696             | 755                 | 755             | 60             | 299           | 315           | (15)         | -5%            | 755                |
| Licence and permits   |     | –               | –                   | –               | –              | –             | –             | –            |                | –                  |
| Operational Revenue   |     | 148             | –                   | –               | –              | –             | –             | –            |                | –                  |
| Non-Exchange Revenue  |     |                 | –                   | –               | –              | –             | –             | –            |                | –                  |
| Property rates  |     | –               | –                   | –               | –              | –             | –             | –            |                | –                  |
| Surcharges and Taxes  |     | –               | –                   | –               | –              | –             | –             | –            |                | –                  |
| Fines, penalties and forfeits                                 |     | –               | –                   | –               | –              | –             | –             | –            |                | –                  |
| Licence and permits   |     | 44              | 270                 | 270             | 9              | 36            | 113           | (77)         |                | 270                |
| Transfers and subsidies - Operational                         |     | 65,720          | 62,140              | 62,140          | 361            | 24,861        | 25,892        | (1,030)      |                | 62,140             |
| Interest  |     | –               | –                   | –               | –              | –             | –             | –            |                | –                  |
| Fuel Levy   |     | –               | –                   | –               | –              | –             | –             | –            |                | –                  |
| Operational Revenue   |     | –               | –                   | –               | –              | –             | –             | –            |                | –                  |
| Gains on disposal of Assets                                   |     | –               | –                   | –               | –              | –             | –             | –            |                | –                  |
| Other Gains   |     | –               | –                   | –               | –              | –             | –             | –            |                | –                  |
| Discontinued Operations                                       |     | –               | –                   | –               | –              | –             | –             | –            |                | –                  |
| Total Revenue (excluding capital transfers and contributions) |     | 69,186          | 64,168              | 64,718          | 608            | 26,091        | 26,966        | (875)        | -3%            | 64,168             |
| Expenditure By Type   |     |                 |                     |                 |                |               |               |              |                |                    |
| Employee related costs  |     | 47,237          | 51,023              | 51,023          | 3,898          | 20,174        | 21,260        | (1,086)      | -5%            | 51,023             |
| Remuneration of councillors                                   |     | 5,467           | 4,892               | 4,892           | 683            | 2,194         | 2,039         | 155          | 8%             | 4,892              |
| Bulk purchases - electricity                                  |     | –               | –                   | –               | –              | –             | –             | –            |                | –                  |
| Inventory consumed  |     | –               | –                   | –               | –              | –             | –             | –            |                | –                  |
| Debt impairment   |     | 1,859           | –                   | –               | –              | –             | –             | –            |                | –                  |
| Depreciation and amortisation                                 |     | 1,205           | 500                 | 500             | –              | –             | 208           | (208)        | -100%          | 500                |
| Interest  |     | 630             | 50                  | 50              | 16             | 37            | 21            | 16           | 77%            | 50                 |
| Contracted services   |     | 34,753          | 4,188               | 4,188           | 217            | 3,489         | 1,745         | 1,744        | 100%           | 4,188              |
| Transfers and subsidies                                       |     | 17              | 62                  | 62              | 23             | 23            | 26            | (3)          | -13%           | 62                 |
| Irrecoverable debts written off                               |     | –               | –                   | –               | –              | –             | –             | –            |                | –                  |
| Operational costs   |     | 8,800           | 3,198               | 3,558           | 1,528          | 5,685         | 1,483         | 4,202        | 283%           | 3,198              |
| Losses on Disposal of Assets                                  |     | –               | –                   | –               | –              | –             | –             | –            |                | –                  |
| Other Losses  |     | –               | –                   | –               | –              | –             | –             | –            |                | –                  |
| Total Expenditure   |     | 99,969          | 63,913              | 64,273          | 6,364          | 31,601        | 26,781        | 4,820        | 18%            | 63,913             |
| Surplus/(Deficit)   |     | (30,783)        | 255                 | 445             | (5,755)        | (5,510)       | 185           | (5,695)      | (0)            | 255                |
| Transfers and subsidies - capital (monetary allocations)      |     | 23,972          | –                   | 44,705          | –              | 389           | 18,627        | (18,238)     | (0)            | –                  |
| Transfers and subsidies - capital (in-kind)                   |     | –               | –                   | –               | –              | –             | –             | –            |                | –                  |
| Surplus/(Deficit) after capital transfers & contributions     |     | (6,811)         | 255                 | 45,150          | (5,755)        | (5,121)       | 18,812        |              |                | 255                |
| Income Tax  |     | –               | –                   | –               | –              | –             | –             |              |                | –                  |
| Surplus/(Deficit) after income tax                            |     | (6,811)         | 255                 | 45,150          | (5,755)        | (5,121)       | 18,812        |              |                | 255                |
| Share of Surplus/Deficit attributable to Joint Venture        |     | –               | –                   | –               | –              | –             | –             |              |                | –                  |
| Share of Surplus/Deficit attributable to Minorities           |     | –               | –                   | –               | –              | –             | –             |              |                | –                  |
| Surplus/(Deficit) attributable to municipality                |     | (6,811)         | 255                 | 45,150          | (5,755)        | (5,121)       | 18,812        |              |                | 255                |
| Share of Surplus/Deficit attributable to Associate            |     | –               | –                   | –               | –              | –             | –             |              |                | –                  |
| Intercompany/Parent subsidiary transactions                   |     | –               | –                   | –               | –              | –             | –             |              |                | –                  |
| Surplus/ (Deficit) for the year                               |     | (6,811)         | 255                 | 45,150          | (5,755)        | (5,121)       | 18,812        |              |                | 255                |

**References**

1. Material variances to be explained on Table SC1

|   |        |        |         |     |        |        |  |  |  |        |
|---|--------|--------|---------|-----|--------|--------|--|--|--|--------|
| Total Revenue (excluding capital transfers and contributions) including capital transfers and subsidies | 93,158 | 64,168 | 109,423 | 608 | 26,480 | 45,593 |  |  |  | 64,168 |
|---|--------|--------|---------|-----|--------|--------|--|--|--|--------|

DC16 Xhariep - Table C5 Monthly Budget Statement - Capital Expenditure (municipal vote, functional classification and funding) - M05 November

| Vote Description   | Ref | 2023/24         | Budget Year 2024/25 |                 |                |               |               |              |                |                    |
|--|-----|-----------------|---------------------|-----------------|----------------|---------------|---------------|--------------|----------------|--------------------|
|  |     | Audited Outcome | Original Budget     | Adjusted Budget | Monthly actual | YearTD actual | YearTD budget | YTD variance | YTD variance % | Full Year Forecast |
| <b>R thousands</b>   | 1   |                 |                     |                 |                |               |               |              |                |                    |
| <b>Multi-Year expenditure appropriation</b>                  | 2   |                 |                     |                 |                |               |               |              |                |                    |
| Vote 1 - Executive and Council                               |     | -               | -                   | -               | -              | -             | -             | -            |                | -                  |
| Vote 2 - Finance and Administration                          |     | -               | -                   | -               | -              | -             | -             | -            |                | -                  |
| Vote 3 - Planning and Development                            |     | -               | -                   | -               | -              | -             | -             | -            |                | -                  |
| Vote 4 - Community and Social Services                       |     | -               | -                   | -               | -              | -             | -             | -            |                | -                  |
| Vote 5 - Environmental Protection                            |     | -               | -                   | -               | -              | -             | -             | -            |                | -                  |
| Vote 6 - [NAME OF VOTE 6]                                    |     | -               | -                   | -               | -              | -             | -             | -            |                | -                  |
| Vote 7 - [NAME OF VOTE 7]                                    |     | -               | -                   | -               | -              | -             | -             | -            |                | -                  |
| Vote 8 - [NAME OF VOTE 8]                                    |     | -               | -                   | -               | -              | -             | -             | -            |                | -                  |
| Vote 9 - [NAME OF VOTE 9]                                    |     | -               | -                   | -               | -              | -             | -             | -            |                | -                  |
| Vote 10 - [NAME OF VOTE 10]                                  |     | -               | -                   | -               | -              | -             | -             | -            |                | -                  |
| Vote 11 - [NAME OF VOTE 11]                                  |     | -               | -                   | -               | -              | -             | -             | -            |                | -                  |
| Vote 12 - [NAME OF VOTE 12]                                  |     | -               | -                   | -               | -              | -             | -             | -            |                | -                  |
| Vote 13 - [NAME OF VOTE 13]                                  |     | -               | -                   | -               | -              | -             | -             | -            |                | -                  |
| Vote 14 - [NAME OF VOTE 14]                                  |     | -               | -                   | -               | -              | -             | -             | -            |                | -                  |
| Vote 15 - [NAME OF VOTE 15]                                  |     | -               | -                   | -               | -              | -             | -             | -            |                | -                  |
| <b>Total Capital Multi-year expenditure</b>                  | 4,7 | -               | -                   | -               | -              | -             | -             | -            |                | -                  |
| <b>Single Year expenditure appropriation</b>                 | 2   |                 |                     |                 |                |               |               |              |                |                    |
| Vote 1 - Executive and Council                               |     | -               | -                   | 30              | -              | -             | 13            | (13)         | -100%          | -                  |
| Vote 2 - Finance and Administration                          |     | 201             | 200                 | 270             | -              | 90            | 113           | (23)         | -20%           | 200                |
| Vote 3 - Planning and Development                            |     | -               | -                   | 80              | -              | -             | 33            | (33)         | -100%          | -                  |
| Vote 4 - Community and Social Services                       |     | -               | -                   | -               | -              | -             | -             | -            |                | -                  |
| Vote 5 - Environmental Protection                            |     | -               | -                   | -               | -              | -             | -             | -            |                | -                  |
| Vote 6 - [NAME OF VOTE 6]                                    |     | -               | -                   | -               | -              | -             | -             | -            |                | -                  |
| Vote 7 - [NAME OF VOTE 7]                                    |     | -               | -                   | -               | -              | -             | -             | -            |                | -                  |
| Vote 8 - [NAME OF VOTE 8]                                    |     | -               | -                   | -               | -              | -             | -             | -            |                | -                  |
| Vote 9 - [NAME OF VOTE 9]                                    |     | -               | -                   | -               | -              | -             | -             | -            |                | -                  |
| Vote 10 - [NAME OF VOTE 10]                                  |     | -               | -                   | -               | -              | -             | -             | -            |                | -                  |
| Vote 11 - [NAME OF VOTE 11]                                  |     | -               | -                   | -               | -              | -             | -             | -            |                | -                  |
| Vote 12 - [NAME OF VOTE 12]                                  |     | -               | -                   | -               | -              | -             | -             | -            |                | -                  |
| Vote 13 - [NAME OF VOTE 13]                                  |     | -               | -                   | -               | -              | -             | -             | -            |                | -                  |
| Vote 14 - [NAME OF VOTE 14]                                  |     | -               | -                   | -               | -              | -             | -             | -            |                | -                  |
| Vote 15 - [NAME OF VOTE 15]                                  |     | -               | -                   | -               | -              | -             | -             | -            |                | -                  |
| <b>Total Capital single-year expenditure</b>                 | 4   | 201             | 200                 | 380             | -              | 90            | 158           | (69)         | -43%           | 200                |
| <b>Total Capital Expenditure</b>                             |     | 201             | 200                 | 380             | -              | 90            | 158           | (69)         | -43%           | 200                |
| <b>Capital Expenditure - Functional Classification</b>       |     |                 |                     |                 |                |               |               |              |                |                    |
| <b>Governance and administration</b>                         |     | 201             | 200                 | 300             | -              | 90            | 125           | (35)         | -28%           | 200                |
| Executive and council  |     | -               | -                   | 30              | -              | -             | 13            | (13)         | -100%          | -                  |
| Finance and administration                                   |     | 201             | 200                 | 270             | -              | 90            | 113           | (23)         | -20%           | 200                |
| Internal audit   |     | -               | -                   | -               | -              | -             | -             | -            |                | -                  |
| <b>Community and public safety</b>                           |     | -               | -                   | -               | -              | -             | -             | -            |                | -                  |
| Community and social services                                |     | -               | -                   | -               | -              | -             | -             | -            |                | -                  |
| Sport and recreation   |     | -               | -                   | -               | -              | -             | -             | -            |                | -                  |
| Public safety  |     | -               | -                   | -               | -              | -             | -             | -            |                | -                  |
| Housing  |     | -               | -                   | -               | -              | -             | -             | -            |                | -                  |
| Health   |     | -               | -                   | -               | -              | -             | -             | -            |                | -                  |
| <b>Economic and environmental services</b>                   |     | -               | -                   | 80              | -              | -             | 33            | (33)         | -100%          | -                  |
| Planning and development                                     |     | -               | -                   | 80              | -              | -             | 33            | (33)         | -100%          | -                  |
| Road transport   |     | -               | -                   | -               | -              | -             | -             | -            |                | -                  |
| Environmental protection                                     |     | -               | -                   | -               | -              | -             | -             | -            |                | -                  |
| <b>Trading services</b>                                      |     | -               | -                   | -               | -              | -             | -             | -            |                | -                  |
| Energy sources   |     | -               | -                   | -               | -              | -             | -             | -            |                | -                  |
| Water management   |     | -               | -                   | -               | -              | -             | -             | -            |                | -                  |
| Waste water management                                       |     | -               | -                   | -               | -              | -             | -             | -            |                | -                  |
| Waste management   |     | -               | -                   | -               | -              | -             | -             | -            |                | -                  |
| <b>Other</b>   |     | -               | -                   | -               | -              | -             | -             | -            |                | -                  |
| <b>Total Capital Expenditure - Functional Classification</b> | 3   | 201             | 200                 | 380             | -              | 90            | 158           | (69)         | -43%           | 200                |
| <b>Funded by:</b>  |     |                 |                     |                 |                |               |               |              |                |                    |
| National Government  |     | -               | -                   | -               | -              | -             | -             | -            |                | -                  |
| Provincial Government  |     | -               | -                   | 180             | -              | -             | 75            | (75)         | -100%          | -                  |
| District Municipality  |     | -               | -                   | -               | -              | -             | -             | -            |                | -                  |
| Transfers and subsidies - capital (in-kind)                  |     | -               | -                   | -               | -              | -             | -             | -            |                | -                  |
| <b>Transfers recognised - capital</b>                        |     | -               | -                   | 180             | -              | -             | 75            | (75)         | -100%          | -                  |
| <b>Borrowing</b>   | 6   | -               | -                   | -               | -              | -             | -             | -            |                | -                  |
| <b>Internally generated funds</b>                            |     | 106             | 200                 | 200             | -              | 50            | 83            | (34)         | -41%           | 200                |
| <b>Total Capital Funding</b>                                 |     | 106             | 200                 | 380             | -              | 50            | 158           | (109)        | -69%           | 200                |

References

1. Municipalities may choose to appropriate for capital expenditure for three years or for one year (if one year appropriation projected expenditure required for yr2 and yr3).
2. Include capital component of PPP unitary payment
3. Capital expenditure by functional classification must reconcile to the total of multi-year and single year appropriations
4. Include expenditure on investment property, intangible and biological assets
6. Include finance leases and PPP capital funding component of unitary payment - total borrowing/repayments to reconcile to changes in Table SA17
7. Total Capital Funding must balance with Total Capital Expenditure

DC16 Xhariep - Table C5 Monthly Budget Statement - Capital Expenditure (municipal vote, functional classification and funding) - A - M05 November

| Vote Description<br>R thousand                              | Ref | 2023/24         | Budget Year 2024/25 |                 |                |               |               |              |                                      |
|---|-----|-----------------|---------------------|-----------------|----------------|---------------|---------------|--------------|--------------------------------------|
|   |     | Audited Outcome | Original Budget     | Adjusted Budget | Monthly actual | YearTD actual | YearTD budget | YTD variance | YTD variance %<br>Full Year Forecast |
| <b>Capital expenditure - Municipal Vote</b>                 | 1   |                 |                     |                 |                |               |               |              |                                      |
| <b>Expenditure of multi-year capital appropriation</b>      |     |                 |                     |                 |                |               |               |              |                                      |
| <b>Vote 1 - Executive and Council</b>                       |     | -               | -                   | -               | -              | -             | -             | -            | -                                    |
| 1.1 - Mayor and Council                                     |     |                 |                     |                 |                |               |               | -            |                                      |
| 1.2 - Municipal Manager, Town Secretary and Chief Executive |     |                 |                     |                 |                |               |               | -            |                                      |
| 1.3 - [Name of sub-vote]                                    |     |                 |                     |                 |                |               |               | -            |                                      |
| 1.4 - [Name of sub-vote]                                    |     |                 |                     |                 |                |               |               | -            |                                      |
| 1.5 - [Name of sub-vote]                                    |     |                 |                     |                 |                |               |               | -            |                                      |
| 1.6 - [Name of sub-vote]                                    |     |                 |                     |                 |                |               |               | -            |                                      |
| 1.7 - [Name of sub-vote]                                    |     |                 |                     |                 |                |               |               | -            |                                      |
| 1.8 - [Name of sub-vote]                                    |     |                 |                     |                 |                |               |               | -            |                                      |
| 1.9 - [Name of sub-vote]                                    |     |                 |                     |                 |                |               |               | -            |                                      |
| 1.10 - [Name of sub-vote]                                   |     |                 |                     |                 |                |               |               | -            |                                      |
| <b>Vote 2 - Finance and Administration</b>                  |     | -               | -                   | -               | -              | -             | -             | -            | -                                    |
| 2.1 - Administrative and Corporate Support                  |     |                 |                     |                 |                |               |               | -            |                                      |
| 2.2 - Finance   |     |                 |                     |                 |                |               |               | -            |                                      |
| 2.3 - Human Resources                                       |     |                 |                     |                 |                |               |               | -            |                                      |
| 2.4 - [Name of sub-vote]                                    |     |                 |                     |                 |                |               |               | -            |                                      |
| 2.5 - [Name of sub-vote]                                    |     |                 |                     |                 |                |               |               | -            |                                      |
| 2.6 - [Name of sub-vote]                                    |     |                 |                     |                 |                |               |               | -            |                                      |
| 2.7 - [Name of sub-vote]                                    |     |                 |                     |                 |                |               |               | -            |                                      |
| 2.8 - [Name of sub-vote]                                    |     |                 |                     |                 |                |               |               | -            |                                      |
| 2.9 - [Name of sub-vote]                                    |     |                 |                     |                 |                |               |               | -            |                                      |
| 2.10 - [Name of sub-vote]                                   |     |                 |                     |                 |                |               |               | -            |                                      |
| <b>Vote 3 - Planning and Development</b>                    |     | -               | -                   | -               | -              | -             | -             | -            | -                                    |
| 3.1 - Corporate Wide Strategic Planning (IDPs, LEDS)        |     |                 |                     |                 |                |               |               | -            |                                      |
| 3.2 - Development Facilitation                              |     |                 |                     |                 |                |               |               | -            |                                      |
| 3.3 - Economic Development/Planning                         |     |                 |                     |                 |                |               |               | -            |                                      |
| 3.4 - Billboards  |     |                 |                     |                 |                |               |               | -            |                                      |
| 3.5 - [Name of sub-vote]                                    |     |                 |                     |                 |                |               |               | -            |                                      |
| 3.6 - [Name of sub-vote]                                    |     |                 |                     |                 |                |               |               | -            |                                      |
| 3.7 - [Name of sub-vote]                                    |     |                 |                     |                 |                |               |               | -            |                                      |
| 3.8 - [Name of sub-vote]                                    |     |                 |                     |                 |                |               |               | -            |                                      |
| 3.9 - [Name of sub-vote]                                    |     |                 |                     |                 |                |               |               | -            |                                      |
| 3.10 - [Name of sub-vote]                                   |     |                 |                     |                 |                |               |               | -            |                                      |
| <b>Vote 4 - Community and Social Services</b>               |     | -               | -                   | -               | -              | -             | -             | -            | -                                    |
| 4.1 - Disaster Management                                   |     |                 |                     |                 |                |               |               | -            |                                      |
| 4.2 - [Name of sub-vote]                                    |     |                 |                     |                 |                |               |               | -            |                                      |
| 4.3 - [Name of sub-vote]                                    |     |                 |                     |                 |                |               |               | -            |                                      |
| 4.4 - [Name of sub-vote]                                    |     |                 |                     |                 |                |               |               | -            |                                      |
| 4.5 - [Name of sub-vote]                                    |     |                 |                     |                 |                |               |               | -            |                                      |
| 4.6 - [Name of sub-vote]                                    |     |                 |                     |                 |                |               |               | -            |                                      |
| 4.7 - [Name of sub-vote]                                    |     |                 |                     |                 |                |               |               | -            |                                      |
| 4.8 - [Name of sub-vote]                                    |     |                 |                     |                 |                |               |               | -            |                                      |
| 4.9 - [Name of sub-vote]                                    |     |                 |                     |                 |                |               |               | -            |                                      |
| 4.10 - [Name of sub-vote]                                   |     |                 |                     |                 |                |               |               | -            |                                      |
| <b>Vote 5 - Environmental Protection</b>                    |     | -               | -                   | -               | -              | -             | -             | -            | -                                    |
| 5.1 - Biodiversity and Landscape                            |     |                 |                     |                 |                |               |               | -            |                                      |
| 5.2 - [Name of sub-vote]                                    |     |                 |                     |                 |                |               |               | -            |                                      |
| 5.3 - [Name of sub-vote]                                    |     |                 |                     |                 |                |               |               | -            |                                      |
| 5.4 - [Name of sub-vote]                                    |     |                 |                     |                 |                |               |               | -            |                                      |
| 5.5 - [Name of sub-vote]                                    |     |                 |                     |                 |                |               |               | -            |                                      |
| 5.6 - [Name of sub-vote]                                    |     |                 |                     |                 |                |               |               | -            |                                      |
| 5.7 - [Name of sub-vote]                                    |     |                 |                     |                 |                |               |               | -            |                                      |
| 5.8 - [Name of sub-vote]                                    |     |                 |                     |                 |                |               |               | -            |                                      |
| 5.9 - [Name of sub-vote]                                    |     |                 |                     |                 |                |               |               | -            |                                      |
| 5.10 - [Name of sub-vote]                                   |     |                 |                     |                 |                |               |               | -            |                                      |
| <b>Vote 6 - [NAME OF VOTE 6]</b>                            |     | -               | -                   | -               | -              | -             | -             | -            | -                                    |
| 6.1 - [Name of sub-vote]                                    |     |                 |                     |                 |                |               |               | -            |                                      |
| 6.2 - [Name of sub-vote]                                    |     |                 |                     |                 |                |               |               | -            |                                      |
| 6.3 - [Name of sub-vote]                                    |     |                 |                     |                 |                |               |               | -            |                                      |
| 6.4 - [Name of sub-vote]                                    |     |                 |                     |                 |                |               |               | -            |                                      |
| 6.5 - [Name of sub-vote]                                    |     |                 |                     |                 |                |               |               | -            |                                      |
| 6.6 - [Name of sub-vote]                                    |     |                 |                     |                 |                |               |               | -            |                                      |
| 6.7 - [Name of sub-vote]                                    |     |                 |                     |                 |                |               |               | -            |                                      |
| 6.8 - [Name of sub-vote]                                    |     |                 |                     |                 |                |               |               | -            |                                      |
| 6.9 - [Name of sub-vote]                                    |     |                 |                     |                 |                |               |               | -            |                                      |
| 6.10 - [Name of sub-vote]                                   |     |                 |                     |                 |                |               |               | -            |                                      |

|                                    |   |   |   |   |   |   |   |   |
|------------------------------------|---|---|---|---|---|---|---|---|
| <b>Vote 7 - [NAME OF VOTE 7]</b>   | - | - | - | - | - | - | - | - |
| 7.1 - [Name of sub-vote]           |   |   |   |   |   |   |   |   |
| 7.2 - [Name of sub-vote]           |   |   |   |   |   |   |   |   |
| 7.3 - [Name of sub-vote]           |   |   |   |   |   |   |   |   |
| 7.4 - [Name of sub-vote]           |   |   |   |   |   |   |   |   |
| 7.5 - [Name of sub-vote]           |   |   |   |   |   |   |   |   |
| 7.6 - [Name of sub-vote]           |   |   |   |   |   |   |   |   |
| 7.7 - [Name of sub-vote]           |   |   |   |   |   |   |   |   |
| 7.8 - [Name of sub-vote]           |   |   |   |   |   |   |   |   |
| 7.9 - [Name of sub-vote]           |   |   |   |   |   |   |   |   |
| 7.10 - [Name of sub-vote]          |   |   |   |   |   |   |   |   |
| <b>Vote 8 - [NAME OF VOTE 8]</b>   | - | - | - | - | - | - | - | - |
| 8.1 - [Name of sub-vote]           |   |   |   |   |   |   |   |   |
| 8.2 - [Name of sub-vote]           |   |   |   |   |   |   |   |   |
| 8.3 - [Name of sub-vote]           |   |   |   |   |   |   |   |   |
| 8.4 - [Name of sub-vote]           |   |   |   |   |   |   |   |   |
| 8.5 - [Name of sub-vote]           |   |   |   |   |   |   |   |   |
| 8.6 - [Name of sub-vote]           |   |   |   |   |   |   |   |   |
| 8.7 - [Name of sub-vote]           |   |   |   |   |   |   |   |   |
| 8.8 - [Name of sub-vote]           |   |   |   |   |   |   |   |   |
| 8.9 - [Name of sub-vote]           |   |   |   |   |   |   |   |   |
| 8.10 - [Name of sub-vote]          |   |   |   |   |   |   |   |   |
| <b>Vote 9 - [NAME OF VOTE 9]</b>   | - | - | - | - | - | - | - | - |
| 9.1 - [Name of sub-vote]           |   |   |   |   |   |   |   |   |
| 9.2 - [Name of sub-vote]           |   |   |   |   |   |   |   |   |
| 9.3 - [Name of sub-vote]           |   |   |   |   |   |   |   |   |
| 9.4 - [Name of sub-vote]           |   |   |   |   |   |   |   |   |
| 9.5 - [Name of sub-vote]           |   |   |   |   |   |   |   |   |
| 9.6 - [Name of sub-vote]           |   |   |   |   |   |   |   |   |
| 9.7 - [Name of sub-vote]           |   |   |   |   |   |   |   |   |
| 9.8 - [Name of sub-vote]           |   |   |   |   |   |   |   |   |
| 9.9 - [Name of sub-vote]           |   |   |   |   |   |   |   |   |
| 9.10 - [Name of sub-vote]          |   |   |   |   |   |   |   |   |
| <b>Vote 10 - [NAME OF VOTE 10]</b> | - | - | - | - | - | - | - | - |
| 10.1 - [Name of sub-vote]          |   |   |   |   |   |   |   |   |
| 10.2 - [Name of sub-vote]          |   |   |   |   |   |   |   |   |
| 10.3 - [Name of sub-vote]          |   |   |   |   |   |   |   |   |
| 10.4 - [Name of sub-vote]          |   |   |   |   |   |   |   |   |
| 10.5 - [Name of sub-vote]          |   |   |   |   |   |   |   |   |
| 10.6 - [Name of sub-vote]          |   |   |   |   |   |   |   |   |
| 10.7 - [Name of sub-vote]          |   |   |   |   |   |   |   |   |
| 10.8 - [Name of sub-vote]          |   |   |   |   |   |   |   |   |
| 10.9 - [Name of sub-vote]          |   |   |   |   |   |   |   |   |
| 10.10 - [Name of sub-vote]         |   |   |   |   |   |   |   |   |
| <b>Vote 11 - [NAME OF VOTE 11]</b> | - | - | - | - | - | - | - | - |
| 11.1 - [Name of sub-vote]          |   |   |   |   |   |   |   |   |
| 11.2 - [Name of sub-vote]          |   |   |   |   |   |   |   |   |
| 11.3 - [Name of sub-vote]          |   |   |   |   |   |   |   |   |
| 11.4 - [Name of sub-vote]          |   |   |   |   |   |   |   |   |
| 11.5 - [Name of sub-vote]          |   |   |   |   |   |   |   |   |
| 11.6 - [Name of sub-vote]          |   |   |   |   |   |   |   |   |
| 11.7 - [Name of sub-vote]          |   |   |   |   |   |   |   |   |
| 11.8 - [Name of sub-vote]          |   |   |   |   |   |   |   |   |
| 11.9 - [Name of sub-vote]          |   |   |   |   |   |   |   |   |
| 11.10 - [Name of sub-vote]         |   |   |   |   |   |   |   |   |
| <b>Vote 12 - [NAME OF VOTE 12]</b> | - | - | - | - | - | - | - | - |
| 12.1 - [Name of sub-vote]          |   |   |   |   |   |   |   |   |
| 12.2 - [Name of sub-vote]          |   |   |   |   |   |   |   |   |
| 12.3 - [Name of sub-vote]          |   |   |   |   |   |   |   |   |
| 12.4 - [Name of sub-vote]          |   |   |   |   |   |   |   |   |
| 12.5 - [Name of sub-vote]          |   |   |   |   |   |   |   |   |
| 12.6 - [Name of sub-vote]          |   |   |   |   |   |   |   |   |
| 12.7 - [Name of sub-vote]          |   |   |   |   |   |   |   |   |
| 12.8 - [Name of sub-vote]          |   |   |   |   |   |   |   |   |
| 12.9 - [Name of sub-vote]          |   |   |   |   |   |   |   |   |
| 12.10 - [Name of sub-vote]         |   |   |   |   |   |   |   |   |
| <b>Vote 13 - [NAME OF VOTE 13]</b> | - | - | - | - | - | - | - | - |
| 13.1 - [Name of sub-vote]          |   |   |   |   |   |   |   |   |
| 13.2 - [Name of sub-vote]          |   |   |   |   |   |   |   |   |
| 13.3 - [Name of sub-vote]          |   |   |   |   |   |   |   |   |
| 13.4 - [Name of sub-vote]          |   |   |   |   |   |   |   |   |
| 13.5 - [Name of sub-vote]          |   |   |   |   |   |   |   |   |
| 13.6 - [Name of sub-vote]          |   |   |   |   |   |   |   |   |
| 13.7 - [Name of sub-vote]          |   |   |   |   |   |   |   |   |
| 13.8 - [Name of sub-vote]          |   |   |   |   |   |   |   |   |
| 13.9 - [Name of sub-vote]          |   |   |   |   |   |   |   |   |
| 13.10 - [Name of sub-vote]         |   |   |   |   |   |   |   |   |

|   |   |     |     |     |   |    |     |      |       |
|---|---|-----|-----|-----|---|----|-----|------|-------|
| <b>Vote 14 - [NAME OF VOTE 14]</b>                          |   | -   | -   | -   | - | -  | -   | -    | -     |
| 14.1 - [Name of sub-vote]                                   |   |     |     |     |   |    |     |      |       |
| 14.2 - [Name of sub-vote]                                   |   |     |     |     |   |    |     |      |       |
| 14.3 - [Name of sub-vote]                                   |   |     |     |     |   |    |     |      |       |
| 14.4 - [Name of sub-vote]                                   |   |     |     |     |   |    |     |      |       |
| 14.5 - [Name of sub-vote]                                   |   |     |     |     |   |    |     |      |       |
| 14.6 - [Name of sub-vote]                                   |   |     |     |     |   |    |     |      |       |
| 14.7 - [Name of sub-vote]                                   |   |     |     |     |   |    |     |      |       |
| 14.8 - [Name of sub-vote]                                   |   |     |     |     |   |    |     |      |       |
| 14.9 - [Name of sub-vote]                                   |   |     |     |     |   |    |     |      |       |
| 14.10 - [Name of sub-vote]                                  |   |     |     |     |   |    |     |      |       |
| <b>Vote 15 - [NAME OF VOTE 15]</b>                          |   | -   | -   | -   | - | -  | -   | -    | -     |
| 15.1 - [Name of sub-vote]                                   |   |     |     |     |   |    |     |      |       |
| 15.2 - [Name of sub-vote]                                   |   |     |     |     |   |    |     |      |       |
| 15.3 - [Name of sub-vote]                                   |   |     |     |     |   |    |     |      |       |
| 15.4 - [Name of sub-vote]                                   |   |     |     |     |   |    |     |      |       |
| 15.5 - [Name of sub-vote]                                   |   |     |     |     |   |    |     |      |       |
| 15.6 - [Name of sub-vote]                                   |   |     |     |     |   |    |     |      |       |
| 15.7 - [Name of sub-vote]                                   |   |     |     |     |   |    |     |      |       |
| 15.8 - [Name of sub-vote]                                   |   |     |     |     |   |    |     |      |       |
| 15.9 - [Name of sub-vote]                                   |   |     |     |     |   |    |     |      |       |
| 15.10 - [Name of sub-vote]                                  |   |     |     |     |   |    |     |      |       |
| <b>Total multi-year capital expenditure</b>                 |   | -   | -   | -   | - | -  | -   | -    | -     |
| <b>Capital expenditure - Municipal Vote</b>                 |   |     |     |     |   |    |     |      |       |
| <b>Expenditure of single-year capital appropriation</b>     | 1 |     |     |     |   |    |     |      |       |
| <b>Vote 1 - Executive and Council</b>                       |   | -   | -   | 30  | - | -  | 13  | (13) | -100% |
| 1.1 - Mayor and Council                                     |   | -   | -   | -   | - | -  | -   | -    | -     |
| 1.2 - Municipal Manager, Town Secretary and Chief Executive |   | -   | -   | 30  | - | -  | 13  | (13) | -100% |
| 1.3 - [Name of sub-vote]                                    |   | -   | -   | -   | - | -  | -   | -    | -     |
| 1.4 - [Name of sub-vote]                                    |   | -   | -   | -   | - | -  | -   | -    | -     |
| 1.5 - [Name of sub-vote]                                    |   | -   | -   | -   | - | -  | -   | -    | -     |
| 1.6 - [Name of sub-vote]                                    |   | -   | -   | -   | - | -  | -   | -    | -     |
| 1.7 - [Name of sub-vote]                                    |   | -   | -   | -   | - | -  | -   | -    | -     |
| 1.8 - [Name of sub-vote]                                    |   | -   | -   | -   | - | -  | -   | -    | -     |
| 1.9 - [Name of sub-vote]                                    |   | -   | -   | -   | - | -  | -   | -    | -     |
| 1.10 - [Name of sub-vote]                                   |   | -   | -   | -   | - | -  | -   | -    | -     |
| <b>Vote 2 - Finance and Administration</b>                  |   | 201 | 200 | 270 | - | 90 | 113 | (23) | -20%  |
| 2.1 - Administrative and Corporate Support                  |   | 95  | -   | 70  | - | 40 | 29  | 11   | 37%   |
| 2.2 - Finance   |   | 106 | 200 | 200 | - | 50 | 83  | (34) | -41%  |
| 2.3 - Human Resources                                       |   | -   | -   | -   | - | -  | -   | -    | -     |
| 2.4 - [Name of sub-vote]                                    |   | -   | -   | -   | - | -  | -   | -    | -     |
| 2.5 - [Name of sub-vote]                                    |   | -   | -   | -   | - | -  | -   | -    | -     |
| 2.6 - [Name of sub-vote]                                    |   | -   | -   | -   | - | -  | -   | -    | -     |
| 2.7 - [Name of sub-vote]                                    |   | -   | -   | -   | - | -  | -   | -    | -     |
| 2.8 - [Name of sub-vote]                                    |   | -   | -   | -   | - | -  | -   | -    | -     |
| 2.9 - [Name of sub-vote]                                    |   | -   | -   | -   | - | -  | -   | -    | -     |
| 2.10 - [Name of sub-vote]                                   |   | -   | -   | -   | - | -  | -   | -    | -     |
| <b>Vote 3 - Planning and Development</b>                    |   | -   | -   | 80  | - | -  | 33  | (33) | -100% |
| 3.1 - Corporate Wide Strategic Planning (IDPs, LEDS)        |   | -   | -   | -   | - | -  | -   | -    | -     |
| 3.2 - Development Facilitation                              |   | -   | -   | -   | - | -  | -   | -    | -     |
| 3.3 - Economic Development/Planning                         |   | -   | -   | 80  | - | -  | 33  | (33) | -100% |
| 3.4 - Billboards  |   | -   | -   | -   | - | -  | -   | -    | -     |
| 3.5 - [Name of sub-vote]                                    |   | -   | -   | -   | - | -  | -   | -    | -     |
| 3.6 - [Name of sub-vote]                                    |   | -   | -   | -   | - | -  | -   | -    | -     |
| 3.7 - [Name of sub-vote]                                    |   | -   | -   | -   | - | -  | -   | -    | -     |
| 3.8 - [Name of sub-vote]                                    |   | -   | -   | -   | - | -  | -   | -    | -     |
| 3.9 - [Name of sub-vote]                                    |   | -   | -   | -   | - | -  | -   | -    | -     |
| 3.10 - [Name of sub-vote]                                   |   | -   | -   | -   | - | -  | -   | -    | -     |
| <b>Vote 4 - Community and Social Services</b>               |   | -   | -   | -   | - | -  | -   | -    | -     |
| 4.1 - Disaster Management                                   |   | -   | -   | -   | - | -  | -   | -    | -     |
| 4.2 - [Name of sub-vote]                                    |   | -   | -   | -   | - | -  | -   | -    | -     |
| 4.3 - [Name of sub-vote]                                    |   | -   | -   | -   | - | -  | -   | -    | -     |
| 4.4 - [Name of sub-vote]                                    |   | -   | -   | -   | - | -  | -   | -    | -     |
| 4.5 - [Name of sub-vote]                                    |   | -   | -   | -   | - | -  | -   | -    | -     |
| 4.6 - [Name of sub-vote]                                    |   | -   | -   | -   | - | -  | -   | -    | -     |
| 4.7 - [Name of sub-vote]                                    |   | -   | -   | -   | - | -  | -   | -    | -     |
| 4.8 - [Name of sub-vote]                                    |   | -   | -   | -   | - | -  | -   | -    | -     |
| 4.9 - [Name of sub-vote]                                    |   | -   | -   | -   | - | -  | -   | -    | -     |
| 4.10 - [Name of sub-vote]                                   |   | -   | -   | -   | - | -  | -   | -    | -     |
| <b>Vote 5 - Environmental Protection</b>                    |   | -   | -   | -   | - | -  | -   | -    | -     |
| 5.1 - Biodiversity and Landscape                            |   | -   | -   | -   | - | -  | -   | -    | -     |
| 5.2 - [Name of sub-vote]                                    |   | -   | -   | -   | - | -  | -   | -    | -     |
| 5.3 - [Name of sub-vote]                                    |   | -   | -   | -   | - | -  | -   | -    | -     |
| 5.4 - [Name of sub-vote]                                    |   | -   | -   | -   | - | -  | -   | -    | -     |
| 5.5 - [Name of sub-vote]                                    |   | -   | -   | -   | - | -  | -   | -    | -     |
| 5.6 - [Name of sub-vote]                                    |   | -   | -   | -   | - | -  | -   | -    | -     |
| 5.7 - [Name of sub-vote]                                    |   | -   | -   | -   | - | -  | -   | -    | -     |
| 5.8 - [Name of sub-vote]                                    |   | -   | -   | -   | - | -  | -   | -    | -     |
| 5.9 - [Name of sub-vote]                                    |   | -   | -   | -   | - | -  | -   | -    | -     |
| 5.10 - [Name of sub-vote]                                   |   | -   | -   | -   | - | -  | -   | -    | -     |

[illegible]



|  |  |     |     |     |   |    |     |      |     |     |
|--|--|-----|-----|-----|---|----|-----|------|-----|-----|
| <b>Vote 13 - [NAME OF VOTE 13]</b>           |  | -   | -   | -   | - | -  | -   | -    | -   | -   |
| 13.1 - [Name of sub-vote]                    |  | -   | -   | -   | - | -  | -   | -    | -   | -   |
| 13.2 - [Name of sub-vote]                    |  | -   | -   | -   | - | -  | -   | -    | -   | -   |
| 13.3 - [Name of sub-vote]                    |  | -   | -   | -   | - | -  | -   | -    | -   | -   |
| 13.4 - [Name of sub-vote]                    |  | -   | -   | -   | - | -  | -   | -    | -   | -   |
| 13.5 - [Name of sub-vote]                    |  | -   | -   | -   | - | -  | -   | -    | -   | -   |
| 13.6 - [Name of sub-vote]                    |  | -   | -   | -   | - | -  | -   | -    | -   | -   |
| 13.7 - [Name of sub-vote]                    |  | -   | -   | -   | - | -  | -   | -    | -   | -   |
| 13.8 - [Name of sub-vote]                    |  | -   | -   | -   | - | -  | -   | -    | -   | -   |
| 13.9 - [Name of sub-vote]                    |  | -   | -   | -   | - | -  | -   | -    | -   | -   |
| 13.10 - [Name of sub-vote]                   |  | -   | -   | -   | - | -  | -   | -    | -   | -   |
| <b>Vote 14 - [NAME OF VOTE 14]</b>           |  | -   | -   | -   | - | -  | -   | -    | -   | -   |
| 14.1 - [Name of sub-vote]                    |  | -   | -   | -   | - | -  | -   | -    | -   | -   |
| 14.2 - [Name of sub-vote]                    |  | -   | -   | -   | - | -  | -   | -    | -   | -   |
| 14.3 - [Name of sub-vote]                    |  | -   | -   | -   | - | -  | -   | -    | -   | -   |
| 14.4 - [Name of sub-vote]                    |  | -   | -   | -   | - | -  | -   | -    | -   | -   |
| 14.5 - [Name of sub-vote]                    |  | -   | -   | -   | - | -  | -   | -    | -   | -   |
| 14.6 - [Name of sub-vote]                    |  | -   | -   | -   | - | -  | -   | -    | -   | -   |
| 14.7 - [Name of sub-vote]                    |  | -   | -   | -   | - | -  | -   | -    | -   | -   |
| 14.8 - [Name of sub-vote]                    |  | -   | -   | -   | - | -  | -   | -    | -   | -   |
| 14.9 - [Name of sub-vote]                    |  | -   | -   | -   | - | -  | -   | -    | -   | -   |
| 14.10 - [Name of sub-vote]                   |  | -   | -   | -   | - | -  | -   | -    | -   | -   |
| <b>Vote 15 - [NAME OF VOTE 15]</b>           |  | -   | -   | -   | - | -  | -   | -    | -   | -   |
| 15.1 - [Name of sub-vote]                    |  | -   | -   | -   | - | -  | -   | -    | -   | -   |
| 15.2 - [Name of sub-vote]                    |  | -   | -   | -   | - | -  | -   | -    | -   | -   |
| 15.3 - [Name of sub-vote]                    |  | -   | -   | -   | - | -  | -   | -    | -   | -   |
| 15.4 - [Name of sub-vote]                    |  | -   | -   | -   | - | -  | -   | -    | -   | -   |
| 15.5 - [Name of sub-vote]                    |  | -   | -   | -   | - | -  | -   | -    | -   | -   |
| 15.6 - [Name of sub-vote]                    |  | -   | -   | -   | - | -  | -   | -    | -   | -   |
| 15.7 - [Name of sub-vote]                    |  | -   | -   | -   | - | -  | -   | -    | -   | -   |
| 15.8 - [Name of sub-vote]                    |  | -   | -   | -   | - | -  | -   | -    | -   | -   |
| 15.9 - [Name of sub-vote]                    |  | -   | -   | -   | - | -  | -   | -    | -   | -   |
| 15.10 - [Name of sub-vote]                   |  | -   | -   | -   | - | -  | -   | -    | -   | -   |
| <b>Total single-year capital expenditure</b> |  | 201 | 200 | 380 | - | 90 | 158 | (69) | (0) | 200 |
| <b>Total Capital Expenditure</b>             |  | 201 | 200 | 380 | - | 90 | 158 | (69) | (0) | 200 |

#### References

1. Insert 'Vote'; e.g. Department, if different to standard structure

**DC16 Xhariep - Table C6 Monthly Budget Statement - Financial Position - M05 November**

| Description   | Ref      | 2023/24         | Budget Year 2024/25 |                 |                 |                    |
|---|----------|-----------------|---------------------|-----------------|-----------------|--------------------|
|   |          | Audited Outcome | Original Budget     | Adjusted Budget | YearTD actual   | Full Year Forecast |
| <b>R thousands</b>                                      | <b>1</b> |                 |                     |                 |                 |                    |
| <b>ASSETS</b>   |          |                 |                     |                 |                 |                    |
| <b>Current assets</b>                                   |          |                 |                     |                 |                 |                    |
| Cash and cash equivalents                               |          | 308             | (269)               | (223)           | 23,468          | (269)              |
| Trade and other receivables from exchange transactions  |          | 7,082           | 5                   | 5               | 3,096           | 5                  |
| Receivables from non-exchange transactions              |          | -               | -                   | -               | -               | -                  |
| Current portion of non-current receivables              |          | -               | -                   | -               | -               | -                  |
| Inventory   |          | -               | -                   | -               | -               | -                  |
| VAT   |          | (651)           | 980                 | 944             | (609)           | 980                |
| Other current assets                                    |          | -               | -                   | -               | -               | -                  |
| <b>Total current assets</b>                             |          | <b>6,738</b>    | <b>716</b>          | <b>726</b>      | <b>25,954</b>   | <b>716</b>         |
| <b>Non current assets</b>                               |          |                 |                     |                 |                 |                    |
| Investments   |          | -               | -                   | -               | -               | -                  |
| Investment property                                     |          | -               | -                   | -               | -               | -                  |
| Property, plant and equipment                           |          | 8,456           | (300)               | (120)           | 8,545           | (300)              |
| Biological assets                                       |          | -               | -                   | -               | -               | -                  |
| Living and non-living resources                         |          | -               | -                   | -               | -               | -                  |
| Heritage assets   |          | -               | -                   | -               | -               | -                  |
| Intangible assets                                       |          | 1               | -                   | -               | 1               | -                  |
| Trade and other receivables from exchange transactions  |          | -               | -                   | -               | -               | -                  |
| Non-current receivables from non-exchange transactions  |          | -               | -                   | -               | -               | -                  |
| Other non-current assets                                |          | -               | -                   | -               | -               | -                  |
| <b>Total non current assets</b>                         |          | <b>8,457</b>    | <b>(300)</b>        | <b>(120)</b>    | <b>8,547</b>    | <b>(300)</b>       |
| <b>TOTAL ASSETS</b>                                     |          | <b>15,195</b>   | <b>416</b>          | <b>606</b>      | <b>34,500</b>   | <b>416</b>         |
| <b>LIABILITIES</b>                                      |          |                 |                     |                 |                 |                    |
| <b>Current liabilities</b>                              |          |                 |                     |                 |                 |                    |
| Bank overdraft  |          | -               | -                   | -               | -               | -                  |
| Financial liabilities                                   |          | (0)             | -                   | -               | (0)             | -                  |
| Consumer deposits                                       |          | -               | -                   | -               | -               | -                  |
| Trade and other payables from exchange transactions     |          | 21,037          | -                   | -               | 21,219          | -                  |
| Trade and other payables from non-exchange transactions |          | 7,989           | -                   | 44,705          | 32,806          | -                  |
| Provision   |          | 492             | -                   | -               | 492             | -                  |
| VAT   |          | (3,949)         | 161                 | (161)           | (4,522)         | 161                |
| Other current liabilities                               |          | -               | -                   | -               | -               | -                  |
| <b>Total current liabilities</b>                        |          | <b>25,570</b>   | <b>161</b>          | <b>44,544</b>   | <b>49,996</b>   | <b>161</b>         |
| <b>Non current liabilities</b>                          |          |                 |                     |                 |                 |                    |
| Financial liabilities                                   |          | -               | -                   | -               | -               | -                  |
| Provision   |          | 2,504           | -                   | -               | 2,504           | -                  |
| Long term portion of trade payables                     |          | -               | -                   | -               | -               | -                  |
| Other non-current liabilities                           |          | -               | -                   | -               | -               | -                  |
| <b>Total non current liabilities</b>                    |          | <b>2,504</b>    | <b>-</b>            | <b>-</b>        | <b>2,504</b>    | <b>-</b>           |
| <b>TOTAL LIABILITIES</b>                                |          | <b>28,073</b>   | <b>161</b>          | <b>44,544</b>   | <b>52,500</b>   | <b>161</b>         |
| <b>NET ASSETS</b>                                       | <b>2</b> | <b>(12,878)</b> | <b>255</b>          | <b>(43,939)</b> | <b>(17,999)</b> | <b>255</b>         |
| <b>COMMUNITY WEALTH/EQUITY</b>                          |          |                 |                     |                 |                 |                    |
| Accumulated surplus/(deficit)                           |          | (12,878)        | 255                 | -               | (17,999)        | 255                |
| Reserves and funds                                      |          | -               | -                   | -               | -               | -                  |
| Other   |          | -               | -                   | -               | -               | -                  |
| <b>TOTAL COMMUNITY WEALTH/EQUITY</b>                    | <b>2</b> | <b>(12,878)</b> | <b>255</b>          | <b>-</b>        | <b>(17,999)</b> | <b>255</b>         |

**References**

1. Material variances to be explained in Table SC1
2. Net assets must balance with Total Community Wealth/Equity

DC16 Xhariep - Table C7 Monthly Budget Statement - Cash Flow - M05 November

| Description                                      | Ref      | 2023/24         | Budget Year 2024/25 |                 |                |               |               |              |                |                    |
|--|----------|-----------------|---------------------|-----------------|----------------|---------------|---------------|--------------|----------------|--------------------|
|  |          | Audited Outcome | Original Budget     | Adjusted Budget | Monthly actual | YearTD actual | YearTD budget | YTD variance | YTD variance % | Full Year Forecast |
| <b>R thousands</b>                               | <b>1</b> |                 |                     |                 |                |               |               |              |                |                    |
| <b>CASH FLOW FROM OPERATING ACTIVITIES</b>       |          |                 |                     |                 |                |               |               |              |                |                    |
| <b>Receipts</b>                                  |          |                 |                     |                 |                |               |               |              |                |                    |
| Property rates                                   |          | -               | -                   | -               | -              | -             | -             | -            |                | -                  |
| Service charges                                  |          | -               | -                   | -               | -              | -             | -             | -            |                | -                  |
| Other revenue                                    |          | -               | 1,234               | 1,234           | -              | -             | 514           | (514)        | -100%          | 1,234              |
| Transfers and Subsidies - Operational            |          | 71,159          | 62,140              | 62,140          | -              | 21,173        | 25,892        | (4,719)      | -18%           | 62,140             |
| Transfers and Subsidies - Capital                |          | -               | -                   | 44,705          | -              | -             | 18,627        | (18,627)     | -100%          | -                  |
| Interest   |          | -               | -                   | -               | -              | -             | -             | -            |                | -                  |
| Dividends  |          | -               | -                   | -               | -              | -             | -             | -            |                | -                  |
| <b>Payments</b>                                  |          |                 |                     |                 |                |               |               |              |                |                    |
| Suppliers and employees                          |          | 136,517         | (64,251)            | (64,575)        | (54)           | (5,264)       | (22,829)      | (17,566)     | 77%            | (64,251)           |
| Finance charges                                  |          | -               | (50)                | (50)            | -              | -             | (21)          | (21)         | 100%           | (50)               |
| Transfers and Subsidies                          |          | -               | (62)                | (62)            | -              | -             | 26            | 26           | 100%           | (62)               |
| <b>NET CASH FROM/(USED) OPERATING ACTIVITIES</b> |          | <b>207,676</b>  | <b>(989)</b>        | <b>43,392</b>   | <b>(54)</b>    | <b>15,909</b> | <b>22,209</b> | <b>6,299</b> | <b>28%</b>     | <b>(989)</b>       |
| <b>CASH FLOWS FROM INVESTING ACTIVITIES</b>      |          |                 |                     |                 |                |               |               |              |                |                    |
| <b>Receipts</b>                                  |          |                 |                     |                 |                |               |               |              |                |                    |
| Proceeds on disposal of PPE                      |          | -               | -                   | -               | -              | -             | -             | -            |                | -                  |
| Decrease (increase) in non-current receivables   |          | -               | -                   | -               | -              | -             | -             | -            |                | -                  |
| Decrease (increase) in non-current investments   |          | -               | -                   | -               | -              | -             | -             | -            |                | -                  |
| <b>Payments</b>                                  |          |                 |                     |                 |                |               |               |              |                |                    |
| Capital assets                                   |          | 2,481           | (230)               | (410)           | -              | 90            | (171)         | (260)        | 152%           | (230)              |
| <b>NET CASH FROM/(USED) INVESTING ACTIVITIES</b> |          | <b>2,481</b>    | <b>(230)</b>        | <b>(410)</b>    | <b>-</b>       | <b>90</b>     | <b>(171)</b>  | <b>(260)</b> | <b>152%</b>    | <b>(230)</b>       |
| <b>CASH FLOWS FROM FINANCING ACTIVITIES</b>      |          |                 |                     |                 |                |               |               |              |                |                    |
| <b>Receipts</b>                                  |          |                 |                     |                 |                |               |               |              |                |                    |
| Short term loans                                 |          | -               | -                   | -               | -              | -             | -             | -            |                | -                  |
| Borrowing long term/refinancing                  |          | -               | -                   | -               | -              | -             | -             | -            |                | -                  |
| Increase (decrease) in consumer deposits         |          | -               | -                   | -               | -              | -             | -             | -            |                | -                  |
| <b>Payments</b>                                  |          |                 |                     |                 |                |               |               |              |                |                    |
| Repayment of borrowing                           |          | -               | -                   | -               | -              | -             | -             | -            |                | -                  |
| <b>NET CASH FROM/(USED) FINANCING ACTIVITIES</b> |          | <b>-</b>        | <b>-</b>            | <b>-</b>        | <b>-</b>       | <b>-</b>      | <b>-</b>      | <b>-</b>     |                | <b>-</b>           |
| <b>NET INCREASE/ (DECREASE) IN CASH HELD</b>     |          | <b>210,157</b>  | <b>(1,219)</b>      | <b>42,982</b>   | <b>(54)</b>    | <b>15,999</b> | <b>22,038</b> |              |                | <b>-</b>           |
| Cash/cash equivalents at beginning:              |          | 10,371          | -                   | -               | -              | (43,222)      | -             |              |                | (43,222)           |
| Cash/cash equivalents at month/year end:         |          | 220,527         | (1,219)             | 42,982          |                | (27,223)      | 22,038        |              |                | -                  |

References

1. Material variances to be explained in Table SC1

DC16 Xhariep - Supporting Table SC1 Material variance explanations - M05 November

| Ref | Description                          | Variance | Reasons for material deviations | Remedial or corrective steps/remarks |
|-----|--------------------------------------|----------|---------------------------------|--------------------------------------|
| 1   | <u>R thousands</u><br><u>Revenue</u> |          |                                 |                                      |
| 2   | <u>Expenditure By Type</u>           |          |                                 |                                      |
| 3   | <u>Capital Expenditure</u>           |          |                                 |                                      |
| 4   | <u>Financial Position</u>            |          |                                 |                                      |
| 5   | <u>Cash Flow</u>                     |          |                                 |                                      |
| 6   | <u>Measureable performance</u>       |          |                                 |                                      |
| 7   | <u>Municipal Entities</u>            |          |                                 |                                      |

References

1. Revenue for each source, vote and standard classification
2. Expenditure for each type, vote and standard classification
3. Capital expenditure for each vote and standard classification
4. Explain any material variances between the annual budget and the expected financial position based on current trends
5. Cash receipts by source and cash payments by type where not explained under revenue and expenditure
6. For Sept, Dec, Mar and Jun statements explain any material variances in achievement of measurable performance objectives

DC16 Xhariep - Supporting Table SC2 Monthly Budget Statement - performance indicators - M05 November

| Description of financial indicator                          | Basis of calculation   | Ref | 2023/24         | Budget Year 2024/25 |                 |               |                    |
|---|--|-----|-----------------|---------------------|-----------------|---------------|--------------------|
|   |  |     | Audited Outcome | Original Budget     | Adjusted Budget | YearTD actual | Full Year Forecast |
| <b><u>Borrowing Management</u></b>                          |  |     |                 |                     |                 |               |                    |
| Capital Charges to Operating Expenditure                    | Interest & principal paid/Operating Expenditure  |     | 0.6%            | 0.9%                | 0.9%            | 0.1%          | 7.7%               |
| Borrowed funding of 'own' capital expenditure               | Borrowings/Capital expenditure excl. transfers and grants                                      |     | 0.0%            | 0.0%                | 0.0%            | 0.0%          | 0.0%               |
| <b><u>Safety of Capital</u></b>                             |  |     |                 |                     |                 |               |                    |
| Debt to Equity  | Loans, Accounts Payable, Overdraft & Tax Provision/ Funds & Reserves                           |     | -225.4%         | 0.0%                | 0.0%            | -300.2%       | 0.0%               |
| Gearing   | Long Term Borrowing/ Funds & Reserves  |     | 0.0%            | 0.0%                | 0.0%            | 0.0%          | 0.0%               |
| <b><u>Liquidity</u></b>                                     |  |     |                 |                     |                 |               |                    |
| Current Ratio   | Current assets/current liabilities   | 1   | 26.4%           | 444.6%              | 1.6%            | 51.9%         | 444.6%             |
| Liquidity Ratio   | Monetary Assets/Current Liabilities  |     | 1.2%            | -167.4%             | -0.5%           | 46.9%         | -167.4%            |
| <b><u>Revenue Management</u></b>                            |  |     |                 |                     |                 |               |                    |
| Annual Debtors Collection Rate (Payment Level %)            | Last 12 Mths Receipts/ Last 12 Mths Billing  |     |                 |                     |                 |               |                    |
| Outstanding Debtors to Revenue                              | Total Outstanding Debtors to Annual Revenue  |     | 10.2%           | 0.0%                | 0.0%            | 0.0%          | 0.0%               |
| Longstanding Debtors Recovered                              | Debtors > 12 Mths Recovered/Total Debtors > 12 Months Old                                      |     | 0.0%            | 0.0%                | 0.0%            | 0.0%          | 0.0%               |
| <b><u>Creditors Management</u></b>                          |  |     |                 |                     |                 |               |                    |
| Creditors System Efficiency                                 | % of Creditors Paid Within Terms (within MFMA s 65(e))   |     |                 |                     |                 |               |                    |
| <b><u>Funding of Provisions</u></b>                         |  |     |                 |                     |                 |               |                    |
| Percentage Of Provisions Not Funded                         | Unfunded Provisions/Total Provisions   |     |                 |                     |                 |               |                    |
| <b><u>Other Indicators</u></b>                              |  |     |                 |                     |                 |               |                    |
| Electricity Distribution Losses                             | % Volume (units purchased and generated less units sold)/units purchased and generated         | 2   |                 |                     |                 |               |                    |
| Water Distribution Losses                                   | % Volume (units purchased and own source less units sold)/Total units purchased and own source | 2   |                 |                     |                 |               |                    |
| Employee costs  | Employee costs/Total Revenue - capital revenue   |     | 68.3%           | 79.5%               | 78.8%           | 77.3%         | 79.5%              |
| Repairs & Maintenance                                       | R&M/Total Revenue - capital revenue  |     | 0.9%            | 0.2%                | 0.2%            | 4.2%          | 0.2%               |
| Interest & Depreciation                                     | I&D/Total Revenue - capital revenue  |     | 2.7%            | 0.9%                | 0.8%            | 0.1%          | 7.7%               |
| <b><u>IDP regulation financial viability indicators</u></b> |  |     |                 |                     |                 |               |                    |
| i. Debt coverage  | (Total Operating Revenue - Operating Grants)/Debt service payments due within financial year)  |     |                 |                     |                 |               |                    |
| ii. O/S Service Debtors to Revenue                          | Total outstanding service debtors/annual revenue received for services                         |     |                 |                     |                 |               |                    |
| iii. Cost coverage  | (Available cash + Investments)/monthly fixed operational expenditure                           |     |                 |                     |                 |               |                    |

References

1. Consumer debtors > 12 months old are excluded from current assets.
2. Material variances to be explained.

|   |                          |          |        |        |          |        |
|---|--------------------------|----------|--------|--------|----------|--------|
| <b>Calculations</b>   |                          |          |        |        |          |        |
| Financial liabilities   |                          |          |        |        |          |        |
| Total Assets  |                          | 15,195   | 416    | 606    | 34,500   | 416    |
| Employee related costs  |                          | 47,237   | 51,023 | 51,023 | 20,174   | 51,023 |
| Repairs & Maintenance   |                          | 633      | 140    | 140    | 1,101    | 140    |
| Interest (finance charges)                                    |                          | 630      | 50     | 50     | 37       | 50     |
| Principal paid  |                          |          |        |        |          |        |
| Depreciation  |                          | 1,205    | 500    | 500    |          | 4,892  |
| Operating expenditure   |                          | 99,969   | 63,913 | 64,273 | 31,601   | 63,913 |
| Total Capital Expenditure                                     |                          | 201      | 200    | 380    |          | 90     |
| Borrowed funding for capital                                  |                          |          |        |        |          |        |
| Debt  |                          | 29,026   |        | 44,705 | 54,025   |        |
| Equity  |                          | (12,878) | 255    |        | (17,999) | 255    |
| Reserves and funds  |                          |          |        |        |          |        |
| Borrowing   |                          |          |        |        |          |        |
| Current assets  |                          | 6,738    | 716    | 726    | 25,954   | 716    |
| Current liabilities   |                          | 25,570   | 161    | 44,544 | 49,996   | 161    |
| Monetary assets   |                          | 308      | (269)  | (223)  | 23,468   | (269)  |
| Total Revenue (excluding capital transfers and contributions) |                          | 69,186   | 64,168 | 64,718 | 26,091   | 64,168 |
| Transfers and subsidies - Operational                         |                          | 65,720   |        |        |          |        |
| Transfers and subsidies - capital (monetary allocations)      |                          | 23,972   |        | 44,705 | 389      |        |
| Debt service payments   |                          |          |        |        |          | (50)   |
| Outstanding debtors (receivables)                             |                          | 7,082    |        |        |          |        |
| Annual services revenue                                       |                          |          |        |        |          |        |
| Cash + investments  | Including LT investments | 308      | (269)  | (223)  | 23,468   | (269)  |
| Fixed operational expend. (monthly)                           |                          |          |        |        |          |        |
| Longstanding debtors outstanding                              |                          |          |        |        |          |        |
| Longstanding debtors recovered                                |                          |          |        |        |          |        |
| Attorney collections  |                          |          |        |        |          |        |

DC16 Xhariep - Supporting Table SC3 Monthly Budget Statement - aged debtors - M05 November

| Description   | NT Code | Budget Year 2024/25 |            |            |             |             |             |              |          |       |                    |  |   |
|---|---------|---------------------|------------|------------|-------------|-------------|-------------|--------------|----------|-------|--------------------|--|---|
|   |         | 0-30 Days           | 31-60 Days | 61-90 Days | 91-120 Days | 121-150 Dys | 151-180 Dys | 181 Dys-1 Yr | Over 1Yr | Total | Total over 90 days | Actual Bad Debts Written Off against Debtors | Impairment - Bad Debts i.t.o Council Policy |
| R thousands   |         |                     |            |            |             |             |             |              |          |       |                    |  |   |
| Debtors Age Analysis By Income Source                                   |         |                     |            |            |             |             |             |              |          |       |                    |  |   |
| Trade and Other Receivables from Exchange Transactions - Water          | 1200    | -                   | -          | -          | -           | -           | -           | -            | -        | -     | -                  | -  | -   |
| Trade and Other Receivables from Exchange Transactions - Electricity    | 1300    | -                   | -          | -          | -           | -           | -           | -            | -        | -     | -                  | -  | -   |
| Receivables from Non-exchange Transactions - Property Rates             | 1400    | -                   | -          | -          | -           | -           | -           | -            | -        | -     | -                  | -  | -   |
| Receivables from Exchange Transactions - Waste Water Management         | 1500    | -                   | -          | -          | -           | -           | -           | -            | -        | -     | -                  | -  | -   |
| Receivables from Exchange Transactions - Waste Management               | 1600    | -                   | -          | -          | -           | -           | -           | -            | -        | -     | -                  | -  | -   |
| Receivables from Exchange Transactions - Property Rental Debtors        | 1700    | 70                  |            | 123        |             | 102         | 1,620       | 7,431        | -        | 9,345 | 9,153              | -  | -   |
| Interest on Arrear Debtor Accounts                                      | 1810    | -                   | -          | -          | -           | -           | -           | -            | -        | -     | -                  | -  | -   |
| Recoverable unauthorised, irregular, fruitless and wasteful expenditure | 1820    | -                   | -          | -          | -           | -           | -           | -            | -        | -     | -                  | -  | -   |
| Other   | 1900    | -                   | -          | -          | -           |             |             | 240          |          | 240   | 240                | -  | -   |
| Total By Income Source  | 2000    | 70                  | -          | 123        | -           | 102         | 1,620       | 7,671        | -        | 9,585 | 9,393              | -  | -   |
| 2023/24 - totals only   |         |                     |            |            |             |             |             |              |          | -     | -                  |  |   |
| Debtors Age Analysis By Customer Group                                  |         |                     |            |            |             |             |             |              |          |       |                    |  |   |
| Organs of State   | 2200    | 70                  | -          | 123        | -           | 102         | 1,620       | 7,431        |          | 9,345 | 9,153              | -  | -   |
| Commercial  | 2300    |                     |            |            | -           |             |             |              |          | -     | -                  | -  | -   |
| Households  | 2400    |                     |            |            | -           |             |             |              |          | -     | -                  | -  | -   |
| Other   | 2500    |                     |            |            | -           |             |             | 240          |          | 240   | 240                | -  | -   |
| Total By Customer Group   | 2600    | 70                  | -          | 123        | -           | 102         | 1,620       | 7,671        | -        | 9,585 | 9,393              | -  | -   |

Notes

Material increases in value of debtors' categories compared to previous month to be explained

Bad debts = amounts actually written off in the month

Total by Income Source must reconcile with Total by Customer Group

DC16 Xhariep - Supporting Table SC4 Monthly Budget Statement - aged creditors - M05 November

| Description<br>R thousands                     | NT<br>Code  | Budget Year 2024/25 |                 |                 |                  |                   |                   |                      |                |               | Prior year totals<br>for chart (same<br>period) |
|--|-------------|---------------------|-----------------|-----------------|------------------|-------------------|-------------------|----------------------|----------------|---------------|---|
|  |             | 0 -<br>30 Days      | 31 -<br>60 Days | 61 -<br>90 Days | 91 -<br>120 Days | 121 -<br>150 Days | 151 -<br>180 Days | 181 Days -<br>1 Year | Over 1<br>Year | Total         |   |
| <b>Creditors Age Analysis By Customer Type</b> |             |                     |                 |                 |                  |                   |                   |                      |                |               |   |
| Bulk Electricity                               | 0100        | -                   | -               | -               | -                | -                 | -                 | -                    | -              | -             | -   |
| Bulk Water                                     | 0200        | -                   | -               | -               | -                | -                 | -                 | -                    | -              | -             | -   |
| PAYE deductions                                | 0300        | -                   | -               | -               | -                | -                 | -                 | -                    | -              | -             | -   |
| VAT (output less input)                        | 0400        | -                   | -               | -               | -                | -                 | -                 | -                    | -              | -             | -   |
| Pensions / Retirement deductions               | 0500        | -                   | -               | -               | -                | -                 | -                 | -                    | -              | -             | -   |
| Loan repayments                                | 0600        | -                   | -               | -               | -                | -                 | -                 | -                    | -              | -             | -   |
| Trade Creditors                                | 0700        | 87                  | 325             | 946             | -                | -                 | -                 | -                    | 6,810          | 8,169         | -   |
| Auditor General                                | 0800        | 2,817               | 1,051           | 475             | -                | 71                | -                 | -                    | -              | 4,414         | -   |
| Other  | 0900        | -                   | -               | -               | -                | -                 | -                 | -                    | -              | -             | -   |
| <b>Total By Customer Type</b>                  | <b>1000</b> | <b>2,904</b>        | <b>1,377</b>    | <b>1,421</b>    | <b>-</b>         | <b>71</b>         | <b>-</b>          | <b>-</b>             | <b>6,810</b>   | <b>12,583</b> | <b>-</b>  |

Notes

Material increases in value of creditors' categories compared to previous month to be explained

DC16 Xhariep - Supporting Table SC5 Monthly Budget Statement - investment portfolio - M05 November

| Investments by maturity<br>Name of institution & investment ID | Ref | Period of<br>Investment | Type of<br>Investment | Capital<br>Guarantee<br>(Yes/ No) | Variable or<br>Fixed interest<br>rate | Interest Rate * | Commission<br>Paid (Rands) | Commission<br>Recipient | Expiry date of<br>investment | Opening<br>balance | Interest to be<br>realised | Partial /<br>Premature<br>Withdrawal (4) | Investment Top<br>Up | Closing<br>Balance |
|--|-----|-------------------------|-----------------------|-----------------------------------|---------------------------------------|-----------------|----------------------------|-------------------------|------------------------------|--------------------|----------------------------|--|----------------------|--------------------|
|  |     | Yrs/Months              |                       |                                   |                                       |                 |                            |                         |                              |                    |                            |  |                      |                    |
| <b>R thousands</b>   |     |                         |                       |                                   |                                       |                 |                            |                         |                              |                    |                            |  |                      |                    |
| <b>Municipality</b>  |     |                         |                       |                                   |                                       |                 |                            |                         |                              |                    |                            |  |                      |                    |
| ABSA- 9309672913   |     | 9                       | Call Account          | Yes                               | Variable                              | 5               | No                         | N/A                     | N/A                          | 13                 | 0                          | -  | -                    | 13                 |
| ABSA - 9358190966  |     | 4                       | Call Account          | Yes                               | Variable                              | 8.65            | No                         | N/A                     | N/A                          | 5,648              | 32                         | (5,060)                                  | -                    | 619                |
| NEDBANK - 7662022528   |     | 7                       | Call Account          | Yes                               | Variable                              | 7.95            | No                         | N/A                     | N/A                          | 119                | 1                          | -  | -                    | 120                |
| ABSA - 9384564278  |     | 1                       | Call Account          | Yes                               | Variable                              | 8.65            | No                         | N/A                     | N/A                          | 21,631             | 140                        | (5,161)                                  | -                    | 16,610             |
|  |     |                         |                       |                                   |                                       |                 |                            |                         |                              |                    |                            |  |                      | -                  |
|  |     |                         |                       |                                   |                                       |                 |                            |                         |                              |                    |                            |  |                      | -                  |
| <b>Municipality sub-total</b>                                  |     |                         |                       |                                   |                                       |                 |                            |                         |                              | 27,411             |                            | (10,221)                                 | -                    | 17,362             |
| <b>Entities</b>  |     |                         |                       |                                   |                                       |                 |                            |                         |                              |                    |                            |  |                      | -                  |
|  |     |                         |                       |                                   |                                       |                 |                            |                         |                              |                    |                            |  |                      | -                  |
|  |     |                         |                       |                                   |                                       |                 |                            |                         |                              |                    |                            |  |                      | -                  |
|  |     |                         |                       |                                   |                                       |                 |                            |                         |                              |                    |                            |  |                      | -                  |
|  |     |                         |                       |                                   |                                       |                 |                            |                         |                              |                    |                            |  |                      | -                  |
|  |     |                         |                       |                                   |                                       |                 |                            |                         |                              |                    |                            |  |                      | -                  |
| <b>Entities sub-total</b>                                      |     |                         |                       |                                   |                                       |                 |                            |                         |                              | -                  |                            | -  | -                    | -                  |
| <b>TOTAL INVESTMENTS AND INTEREST</b>                          | 2   |                         |                       |                                   |                                       |                 |                            |                         |                              | 27,411             |                            | (10,221)                                 | -                    | 17,362             |

References

2. List investments in expiry date order

3. If 'variable' is selected in column F, input interest rate range

4. Withdrawals to be entered as negative



| Description  | Ref | 2023/24         | Budget Year 2024/25 |                 |                |               |               |              |                |                    |
|--|-----|-----------------|---------------------|-----------------|----------------|---------------|---------------|--------------|----------------|--------------------|
|  |     | Audited Outcome | Original Budget     | Adjusted Budget | Monthly actual | YearTD actual | YearTD budget | YTD variance | YTD variance % | Full Year Forecast |
| R thousands  |     |                 |                     |                 |                |               |               |              |                |                    |
| RECEIPTS:  | 1,2 |                 |                     |                 |                |               |               |              |                |                    |
| Operating Transfers and Grants   |     |                 |                     |                 |                |               |               |              |                |                    |
| National Government:   |     | 11,094          | 57,748              | -               | 558            | 10,046        | 19,602        | (3,974)      | -20.3%         | 57,748             |
| EPWP Incentive   | -   | 4,439           | 1,241               | -               | 558            | (4,491)       | (517)         | (3,974)      | 768.5%         | 1,241              |
| Finance Management   | -   | 6,655           | 1,700               | -               | -              | (6,675)       | (708)         |              |                | 1,700              |
| Local Government Equitable Share                                       | -   | -               | 52,396              | -               | -              | 21,832        | 21,832        |              |                | 52,396             |
| Rural Road Asset Management Systems Grant                              | -   | -               | 2,411               | -               | -              | (620)         | (1,005)       |              |                | 2,411              |
|  | -   |                 |                     |                 |                |               |               |              |                |                    |
|  | 3   |                 |                     |                 |                |               |               | -            |                |                    |
|  |     |                 |                     |                 |                |               |               | -            |                |                    |
|  |     |                 |                     |                 |                |               |               | -            |                |                    |
|  |     |                 |                     |                 |                |               |               | -            |                |                    |
| Other transfers and grants [insert description]                        |     |                 |                     |                 |                |               |               | -            |                |                    |
| Provincial Government:   |     | 82              | -                   | -               | -              | (82)          | -             | (82)         | #DIV/0!        | -                  |
| KwaZulu-Natal_Infrastructure_Infrastructure_RECEIPTS                   | -   | 82              | -                   | -               | -              | (82)          | -             | (82)         | #DIV/0!        | -                  |
|  |     |                 |                     |                 |                |               |               | -            |                |                    |
|  |     |                 |                     |                 |                |               |               | -            |                |                    |
|  |     |                 |                     |                 |                |               |               | -            |                |                    |
| Other transfers and grants [insert description]                        |     |                 |                     |                 |                |               |               | -            |                |                    |
| District Municipality:   |     | -               | -                   | -               | -              | -             | -             | -            |                | -                  |
| [insert description]   |     |                 |                     |                 |                |               |               | -            |                |                    |
|  |     |                 |                     |                 |                |               |               | -            |                |                    |
| Other grant providers:   |     | -               | -                   | -               | -              | -             | -             | -            |                | -                  |
| [insert description]   |     |                 |                     |                 |                |               |               | -            |                |                    |
|  |     |                 |                     |                 |                |               |               | -            |                |                    |
| Total Operating Transfers and Grants                                   | 5   | 11,176          | 57,748              | -               | 558            | 9,964         | 19,602        | (4,056)      | -20.7%         | 57,748             |
| Capital Transfers and Grants   |     |                 |                     |                 |                |               |               |              |                |                    |
| National Government:   |     | 10,084          | -                   | -               | -              | (45,349)      | (18,627)      | 7,331        | -39.4%         | -                  |
| Municipal Infrastructure Grant (MIG)                                   | -   | -               | -                   | -               | -              | (11,296)      | (18,627)      | 7,331        | -39.4%         | -                  |
| Integrated National Electrification Programme Grant                    | -   | -               | -                   | -               | -              | (23,969)      | -             |              |                | -                  |
| Rural Transport Services and Infrastructure                            | -   | 10,084          | -                   | -               | -              | (10,084)      | -             |              |                | -                  |
|  |     |                 |                     |                 |                |               |               | -            |                |                    |
|  |     |                 |                     |                 |                |               |               | -            |                |                    |
|  |     |                 |                     |                 |                |               |               | -            |                |                    |
| Other capital transfers [insert description]                           |     |                 |                     |                 |                |               |               | -            |                |                    |
| Provincial Government:   |     | -               | 4,392               | -               | -              | -             | (1,830)       | 1,830        | -100.0%        | 4,392              |
| Free State_Capacity Building and Other_Specify (Add grant description) | -   | -               | 4,392               | -               | -              | -             | (1,830)       | 1,830        | -100.0%        | 4,392              |
|  |     |                 |                     |                 |                |               |               | -            |                |                    |
| District Municipality:   |     | -               | -                   | -               | -              | -             | -             | -            |                | -                  |
| [insert description]   |     |                 |                     |                 |                |               |               | -            |                |                    |
|  |     |                 |                     |                 |                |               |               | -            |                |                    |
| Other grant providers:   |     | -               | -                   | -               | -              | -             | -             | -            |                | -                  |
| [insert description]   |     |                 |                     |                 |                |               |               | -            |                |                    |
|  |     |                 |                     |                 |                |               |               | -            |                |                    |
| Total Capital Transfers and Grants                                     | 5   | 10,084          | 4,392               | -               | -              | (45,349)      | (20,457)      | 9,161        | -44.8%         | 4,392              |
| TOTAL RECEIPTS OF TRANSFERS & GRANTS                                   | 5   | 21,260          | 62,140              | -               | 558            | (35,385)      | (855)         | 5,105        | -596.8%        | 62,140             |

1. Each grant is listed by name as gazetted together with the name of the transferring department or municipality, donor or other organisation
2. Grant expenditure must be separately listed for each grant received
3. Replacement of RSC levies
4. Housing subsidies for housing where ownership transferred
5. Total recurrent/capital grants and subsidies must reconcile to the 'Financial Performance' Statement

DC16 Xhariep - Supporting Table SC7(1) Monthly Budget Statement - transfers and grant expenditure - M05 November

| Description  | Ref | 2023/24         | Budget Year 2024/25 |                 |                |               |               |              |                |                    |
|--|-----|-----------------|---------------------|-----------------|----------------|---------------|---------------|--------------|----------------|--------------------|
|  |     | Audited Outcome | Original Budget     | Adjusted Budget | Monthly actual | YearTD actual | YearTD budget | YTD variance | YTD variance % | Full Year Forecast |
| R thousands  |     |                 |                     |                 |                |               |               |              |                |                    |
| EXPENDITURE  |     |                 |                     |                 |                |               |               |              |                |                    |
| Operating expenditure of Transfers and Grants        |     |                 |                     |                 |                |               |               |              |                |                    |
| National Government:                                 |     | 21,178          | 5,352               | –               | 361            | (23,132)      | 2,230         | (25,362)     | -1137.3%       | 5,352              |
| Expanded Public Works Programme Integrated Grant     | –   | 4,439           | 1,241               | –               | 113            | (4,951)       | 517           | (5,468)      | -1057.6%       | 1,241              |
| Local Government Financial Management Grant          | –   | 6,655           | 1,700               | –               | 43             | (7,421)       | 708           | (8,129)      | -1147.6%       | 1,700              |
| Rural Road Asset Management Systems Grant            | –   | 10,084          | 2,411               | –               | 205            | (10,760)      | 1,005         | (11,764)     | -1171.0%       | 2,411              |
| Municipal Infrastructure Grant                       | –   |                 |                     |                 |                |               |               | –            |                |                    |
|  |     |                 |                     |                 |                |               |               | –            |                |                    |
| Other transfers and grants [insert description]      |     |                 |                     |                 |                |               |               | –            |                |                    |
| Provincial Government:                               |     | –               | –                   | –               | –              | –             | –             | –            |                | –                  |
| KwaZulu-Natal_Infrastructure_Infrastructure_RECEIPS  |     |                 |                     |                 |                |               |               | –            |                |                    |
|  |     |                 |                     |                 |                |               |               | –            |                |                    |
|  |     |                 |                     |                 |                |               |               | –            |                |                    |
| Other transfers and grants [insert description]      |     |                 |                     |                 |                |               |               | –            |                |                    |
| District Municipality:                               |     | –               | –                   | –               | –              | –             | –             | –            |                | –                  |
| [insert description]                                 |     |                 |                     |                 |                |               |               | –            |                |                    |
| Other grant providers:                               |     | –               | –                   | –               | –              | –             | –             | –            |                | –                  |
| Other Transfers Public Corporations                  | –   | –               |                     |                 |                |               |               | –            |                |                    |
| [insert description]                                 |     |                 |                     |                 |                |               |               | –            |                |                    |
| Total operating expenditure of Transfers and Grants: |     | 21,178          | 5,352               | –               | 361            | (23,132)      | 2,230         | (25,362)     | -1137.3%       | 5,352              |
| Capital expenditure of Transfers and Grants          |     |                 |                     |                 |                |               |               |              |                |                    |
| National Government:                                 |     | –               | –                   | –               | –              | (51,359)      | 37,254        | (88,613)     | -237.9%        | –                  |
| Integrated National Electrification Programme Grant  | –   | –               | –                   | –               | –              | (23,193)      | –             | (23,193)     | #DIV/0!        | –                  |
| Municipal Infrastructure Grant                       | –   | –               | –                   | –               | –              | (28,166)      | 37,254        | (65,420)     | -175.6%        | –                  |
|  | –   |                 |                     |                 |                |               |               | –            |                |                    |
|  |     |                 |                     |                 |                |               |               | –            |                |                    |
| Other capital transfers [insert description]         |     |                 |                     |                 |                |               |               | –            |                |                    |
| Provincial Government:                               |     | –               | –                   | –               | –              | –             | –             | –            |                | –                  |
|  |     |                 |                     |                 |                |               |               | –            |                |                    |
|  |     |                 |                     |                 |                |               |               | –            |                |                    |
| District Municipality:                               |     | –               | –                   | –               | –              | –             | –             | –            |                | –                  |
|  |     |                 |                     |                 |                |               |               | –            |                |                    |
|  |     |                 |                     |                 |                |               |               | –            |                |                    |
| Other grant providers:                               |     | –               | –                   | –               | –              | –             | –             | –            |                | –                  |
|  |     |                 |                     |                 |                |               |               | –            |                |                    |
|  |     |                 |                     |                 |                |               |               | –            |                |                    |
| Total capital expenditure of Transfers and Grants    |     | –               | –                   | –               | –              | (51,359)      | 37,254        | (88,613)     | -237.9%        | –                  |
| TOTAL EXPENDITURE OF TRANSFERS AND GRANTS            |     | 21,178          | 5,352               | –               | 361            | (74,491)      | 39,484        | (113,975)    | -288.7%        | 5,352              |

References

DC16 Xhariep - Supporting Table SC7(2) Monthly Budget Statement - Expenditure against approved rollovers - M05 November

| Description  | Ref | Budget Year 2024/25       |                |               |              |                |
|--|-----|---------------------------|----------------|---------------|--------------|----------------|
|  |     | Approved Rollover 2023/24 | Monthly actual | YearTD actual | YTD variance | YTD variance % |
| <b>R thousands</b>   |     |                           |                |               |              |                |
| <b><u>EXPENDITURE</u></b>                                  |     |                           |                |               |              |                |
| <b><u>Operating expenditure of Approved Roll-overs</u></b> |     |                           |                |               |              |                |
| <b>National Government:</b>                                |     | -                         | -              | -             | -            |                |
| EPWP Incentive   |     |                           |                |               | -            |                |
| Finance Management   |     |                           |                |               | -            |                |
| Local Government Equitable Share                           |     |                           |                |               | -            |                |
| Rural Road Asset Management Systems Grant                  |     |                           |                |               | -            |                |
| Other transfers and grants [insert description]            |     |                           |                |               | -            |                |
| <b>Provincial Government:</b>                              |     | -                         | -              | -             | -            |                |
| KwaZulu-Natal_Infrastructure_Infrastructure_RECEIPTS       |     |                           |                |               | -            |                |
| Other transfers and grants [insert description]            |     |                           |                |               | -            |                |
| <b>District Municipality:</b>                              |     | -                         | -              | -             | -            |                |
| [insert description]                                       |     |                           |                |               | -            |                |
| <b>Other grant providers:</b>                              |     | -                         | -              | -             | -            |                |
| [insert description]                                       |     |                           |                |               | -            |                |
| <b>Total operating expenditure of Approved Roll-overs</b>  |     | -                         | -              | -             | -            |                |
| <b><u>Capital expenditure of Approved Roll-overs</u></b>   |     |                           |                |               |              |                |
| <b>National Government:</b>                                |     | -                         | -              | -             | -            |                |
| Municipal Infrastructure Grant (MIG)                       |     |                           |                |               | -            |                |
| Other capital transfers [insert description]               |     |                           |                |               | -            |                |
| <b>Provincial Government:</b>                              |     | -                         | -              | -             | -            |                |
| District Municipality:                                     |     | -                         | -              | -             | -            |                |
| Other grant providers:                                     |     | -                         | -              | -             | -            |                |
| <b>Total capital expenditure of Approved Roll-overs</b>    |     | -                         | -              | -             | -            |                |
| <b>TOTAL EXPENDITURE OF APPROVED ROLL-OVERS</b>            |     | -                         | -              | -             | -            |                |

References

DC16 Xhariep - Supporting Table SC8 Monthly Budget Statement - councillor and staff benefits - M05 November

| Summary of Employee and Councillor remuneration             | Ref | 2023/24         |                 |                 |                | Budget Year 2024/25 |               |                |                    |
|---|-----|-----------------|-----------------|-----------------|----------------|---------------------|---------------|----------------|--------------------|
|   |     | Audited Outcome | Original Budget | Adjusted Budget | Monthly actual | YearTD actual       | YearTD budget | YTD variance   | Full Year Forecast |
| R thousands   |     | A               | B               | C               |                |                     |               |                | D                  |
| <b>Councillors (Political Office Bearers plus Other)</b>    |     |                 |                 |                 |                |                     |               |                |                    |
| Basic Salaries and Wages                                    |     | 4,467           | 4,259           | 4,259           | 616            | 1,889               | 1,775         | 114            | 6%                 |
| Pension and UIF Contributions                               |     | 46              | 44              | 44              | 11             | 25                  | 19            | 7              | 37%                |
| Medical Aid Contributions                                   |     | 138             | 114             | 114             | 11             | 56                  | 47            | 8              | 18%                |
| Motor Vehicle Allowance                                     |     | -               | -               | -               | -              | -                   | -             | -              | -                  |
| Cellphone Allowance   |     | 817             | 475             | 475             | 38             | 189                 | 198           | (9)            | -4%                |
| Housing Allowances  |     | -               | -               | -               | -              | -                   | -             | -              | -                  |
| Other benefits and allowances                               |     | -               | -               | -               | 7              | 35                  | -             | 35             | #DIV/0!            |
| <b>Sub Total - Councillors</b>                              |     | <b>5,467</b>    | <b>4,892</b>    | <b>4,892</b>    | <b>683</b>     | <b>2,194</b>        | <b>2,039</b>  | <b>155</b>     | <b>8%</b>          |
| <b>% Increase</b>   | 4   |                 | <b>-10.5%</b>   | <b>-10.5%</b>   |                |                     |               |                | <b>-10.5%</b>      |
| <b>Senior Managers of the Municipality</b>                  |     |                 |                 |                 |                |                     |               |                |                    |
| Basic Salaries and Wages                                    |     | 2,804           | 5,008           | 5,008           | 212            | 1,205               | 2,087         | (881)          | -42%               |
| Pension and UIF Contributions                               |     | 428             | -               | -               | 37             | 212                 | -             | 212            | #DIV/0!            |
| Medical Aid Contributions                                   |     | 84              | 313             | 313             | 11             | 41                  | 131           | (90)           | -69%               |
| Overtime  |     | -               | -               | -               | -              | -                   | -             | -              | -                  |
| Performance Bonus   |     | -               | -               | -               | -              | -                   | -             | -              | -                  |
| Motor Vehicle Allowance                                     |     | 362             | -               | -               | 31             | 155                 | -             | 155            | #DIV/0!            |
| Cellphone Allowance   |     | 12              | -               | -               | 1              | 7                   | -             | 7              | #DIV/0!            |
| Housing Allowances  |     | -               | -               | -               | -              | -                   | -             | -              | -                  |
| Other benefits and allowances                               |     | 0               | -               | -               | 0              | 0                   | -             | 0              | #DIV/0!            |
| Payments in lieu of leave                                   |     | -               | -               | -               | -              | -                   | -             | -              | -                  |
| Long service awards   |     | -               | -               | -               | -              | -                   | -             | -              | -                  |
| Post-retirement benefit obligations                         |     | -               | -               | -               | -              | -                   | -             | -              | -                  |
| Entertainment   |     | -               | -               | -               | -              | -                   | -             | -              | -                  |
| Scarcity  |     | -               | -               | -               | -              | -                   | -             | -              | -                  |
| Acting and post related allowance                           |     | -               | -               | -               | -              | -                   | -             | -              | -                  |
| In kind benefits  |     | -               | -               | -               | -              | -                   | -             | -              | -                  |
| <b>Sub Total - Senior Managers of Municipality</b>          |     | <b>3,691</b>    | <b>5,321</b>    | <b>5,321</b>    | <b>293</b>     | <b>1,619</b>        | <b>2,217</b>  | <b>(598)</b>   | <b>-27%</b>        |
| <b>% Increase</b>   | 4   |                 | <b>44.2%</b>    | <b>44.2%</b>    |                |                     |               |                | <b>44.2%</b>       |
| <b>Other Municipal Staff</b>                                |     |                 |                 |                 |                |                     |               |                |                    |
| Basic Salaries and Wages                                    |     | 29,206          | 32,567          | 32,567          | 2,511          | 12,520              | 13,570        | (1,050)        | -8%                |
| Pension and UIF Contributions                               |     | 5,145           | 4,925           | 4,925           | 439            | 2,217               | 2,052         | 165            | 8%                 |
| Medical Aid Contributions                                   |     | 2,313           | 1,968           | 1,968           | 195            | 987                 | 820           | 167            | 20%                |
| Overtime  |     | -               | -               | -               | -              | -                   | -             | -              | -                  |
| Performance Bonus   |     | 2,144           | 2,200           | 2,200           | 42             | 613                 | 917           | (303)          | -33%               |
| Motor Vehicle Allowance                                     |     | 3,048           | 3,394           | 3,394           | 250            | 1,238               | 1,414         | (176)          | -12%               |
| Cellphone Allowance   |     | 382             | 303             | 303             | 26             | 132                 | 126           | 6              | 5%                 |
| Housing Allowances  |     | 334             | 334             | 334             | 33             | 164                 | 139           | 25             | 18%                |
| Other benefits and allowances                               |     | 10              | 11              | 11              | 1              | 4                   | 4             | (0)            | -2%                |
| Payments in lieu of leave                                   |     | 575             | -               | -               | -              | 268                 | -             | 268            | #DIV/0!            |
| Long service awards   |     | 92              | -               | -               | 38             | 176                 | -             | 176            | #DIV/0!            |
| Post-retirement benefit obligations                         |     | -               | -               | -               | -              | -                   | -             | -              | -                  |
| Entertainment   |     | -               | -               | -               | -              | -                   | -             | -              | -                  |
| Scarcity  |     | -               | -               | -               | -              | -                   | -             | -              | -                  |
| Acting and post related allowance                           |     | 297             | -               | -               | 70             | 233                 | -             | 233            | #DIV/0!            |
| In kind benefits  |     | -               | -               | -               | -              | -                   | -             | -              | -                  |
| <b>Sub Total - Other Municipal Staff</b>                    |     | <b>43,546</b>   | <b>45,702</b>   | <b>45,702</b>   | <b>3,695</b>   | <b>18,554</b>       | <b>19,043</b> | <b>(488)</b>   | <b>-3%</b>         |
| <b>% Increase</b>   | 4   |                 | <b>5.0%</b>     | <b>5.0%</b>     |                |                     |               |                | <b>5.0%</b>        |
| <b>Total Parent Municipality</b>                            |     | <b>52,704</b>   | <b>55,915</b>   | <b>55,915</b>   | <b>4,581</b>   | <b>22,368</b>       | <b>23,298</b> | <b>(930)</b>   | <b>-4%</b>         |
| <b>Unpaid salary, allowances &amp; benefits in arrears:</b> |     |                 |                 |                 |                |                     |               |                |                    |
| <b>Board Members of Entities</b>                            |     |                 |                 |                 |                |                     |               |                |                    |
| Basic Salaries and Wages                                    |     | -               | -               | -               | -              | -                   | -             | -              | -                  |
| Pension and UIF Contributions                               |     | -               | -               | -               | -              | -                   | -             | -              | -                  |
| Medical Aid Contributions                                   |     | -               | -               | -               | -              | -                   | -             | -              | -                  |
| Overtime  |     | -               | -               | -               | -              | -                   | -             | -              | -                  |
| Performance Bonus   |     | -               | -               | -               | -              | -                   | -             | -              | -                  |
| Motor Vehicle Allowance                                     |     | -               | -               | -               | -              | -                   | -             | -              | -                  |
| Cellphone Allowance   |     | -               | -               | -               | -              | -                   | -             | -              | -                  |
| Housing Allowances  |     | -               | -               | -               | -              | -                   | -             | -              | -                  |
| Other benefits and allowances                               |     | -               | -               | -               | -              | -                   | -             | -              | -                  |
| Board Fees  |     | -               | -               | -               | -              | -                   | -             | -              | -                  |
| Payments in lieu of leave                                   |     | -               | -               | -               | -              | -                   | -             | -              | -                  |
| Long service awards   |     | -               | -               | -               | -              | -                   | -             | -              | -                  |
| Post-retirement benefit obligations                         |     | -               | -               | -               | -              | -                   | -             | -              | -                  |
| Entertainment   |     | -               | -               | -               | -              | -                   | -             | -              | -                  |
| Scarcity  |     | -               | -               | -               | -              | -                   | -             | -              | -                  |
| Acting and post related allowance                           |     | -               | -               | -               | -              | -                   | -             | -              | -                  |
| In kind benefits  |     | -               | -               | -               | -              | -                   | -             | -              | -                  |
| <b>Sub Total - Executive members Board</b>                  |     | <b>-</b>        | <b>-</b>        | <b>-</b>        | <b>-</b>       | <b>-</b>            | <b>-</b>      | <b>-</b>       | <b>-</b>           |
| <b>% Increase</b>   | 4   |                 |                 |                 |                |                     |               |                |                    |
| <b>Senior Managers of Entities</b>                          |     |                 |                 |                 |                |                     |               |                |                    |
| Basic Salaries and Wages                                    |     | -               | -               | -               | -              | -                   | -             | -              | -                  |
| Pension and UIF Contributions                               |     | -               | -               | -               | -              | -                   | -             | -              | -                  |
| Medical Aid Contributions                                   |     | -               | -               | -               | -              | -                   | -             | -              | -                  |
| Overtime  |     | -               | -               | -               | -              | -                   | -             | -              | -                  |
| Performance Bonus   |     | -               | -               | -               | -              | -                   | -             | -              | -                  |
| Motor Vehicle Allowance                                     |     | -               | -               | -               | -              | -                   | -             | -              | -                  |
| Cellphone Allowance   |     | -               | -               | -               | -              | -                   | -             | -              | -                  |
| Housing Allowances  |     | -               | -               | -               | -              | -                   | -             | -              | -                  |
| Other benefits and allowances                               |     | -               | -               | -               | -              | -                   | -             | -              | -                  |
| Payments in lieu of leave                                   |     | -               | -               | -               | -              | -                   | -             | -              | -                  |
| Long service awards   |     | -               | -               | -               | -              | -                   | -             | -              | -                  |
| Post-retirement benefit obligations                         |     | -               | -               | -               | -              | -                   | -             | -              | -                  |
| Entertainment   |     | -               | -               | -               | -              | -                   | -             | -              | -                  |
| Scarcity  |     | -               | -               | -               | -              | -                   | -             | -              | -                  |
| Acting and post related allowance                           |     | -               | -               | -               | -              | -                   | -             | -              | -                  |
| In kind benefits  |     | -               | -               | -               | -              | -                   | -             | -              | -                  |
| <b>Sub Total - Senior Managers of Entities</b>              |     | <b>-</b>        | <b>-</b>        | <b>-</b>        | <b>-</b>       | <b>-</b>            | <b>-</b>      | <b>-</b>       | <b>-</b>           |
| <b>% Increase</b>   | 4   |                 |                 |                 |                |                     |               |                |                    |
| <b>Other Staff of Entities</b>                              |     |                 |                 |                 |                |                     |               |                |                    |
| Basic Salaries and Wages                                    |     | -               | -               | -               | -              | -                   | -             | -              | -                  |
| Pension and UIF Contributions                               |     | -               | -               | -               | -              | -                   | -             | -              | -                  |
| Medical Aid Contributions                                   |     | -               | -               | -               | -              | -                   | -             | -              | -                  |
| Overtime  |     | -               | -               | -               | -              | -                   | -             | -              | -                  |
| Performance Bonus   |     | -               | -               | -               | -              | -                   | -             | -              | -                  |
| Motor Vehicle Allowance                                     |     | -               | -               | -               | -              | -                   | -             | -              | -                  |
| Cellphone Allowance   |     | -               | -               | -               | -              | -                   | -             | -              | -                  |
| Housing Allowances  |     | -               | -               | -               | -              | -                   | -             | -              | -                  |
| Other benefits and allowances                               |     | -               | -               | -               | -              | -                   | -             | -              | -                  |
| Payments in lieu of leave                                   |     | -               | -               | -               | -              | -                   | -             | -              | -                  |
| Long service awards   |     | -               | -               | -               | -              | -                   | -             | -              | -                  |
| Post-retirement benefit obligations                         |     | -               | -               | -               | -              | -                   | -             | -              | -                  |
| Entertainment   |     | -               | -               | -               | -              | -                   | -             | -              | -                  |
| Scarcity  |     | -               | -               | -               | -              | -                   | -             | -              | -                  |
| Acting and post related allowance                           |     | -               | -               | -               | -              | -                   | -             | -              | -                  |
| In kind benefits  |     | -               | -               | -               | -              | -                   | -             | -              | -                  |
| <b>Sub Total - Other Staff of Entities</b>                  |     | <b>-</b>        | <b>-</b>        | <b>-</b>        | <b>-</b>       | <b>-</b>            | <b>-</b>      | <b>-</b>       | <b>-</b>           |
| <b>% Increase</b>   | 4   |                 |                 |                 |                |                     |               |                |                    |
| <b>Total Municipal Entities</b>                             |     | <b>-</b>        | <b>-</b>        | <b>-</b>        | <b>-</b>       | <b>-</b>            | <b>-</b>      | <b>-</b>       | <b>-</b>           |
| <b>TOTAL SALARY, ALLOWANCES &amp; BENEFITS</b>              |     | <b>52,704</b>   | <b>55,915</b>   | <b>55,915</b>   | <b>4,581</b>   | <b>22,368</b>       | <b>23,298</b> | <b>(930)</b>   | <b>-4%</b>         |
| <b>% Increase</b>   | 4   |                 | <b>6.1%</b>     | <b>6.1%</b>     |                |                     |               |                | <b>6.1%</b>        |
| <b>TOTAL MANAGERS AND STAFF</b>                             |     | <b>47,237</b>   | <b>51,023</b>   | <b>51,023</b>   | <b>3,886</b>   | <b>20,174</b>       | <b>21,260</b> | <b>(1,086)</b> | <b>-5%</b>         |

## References

1. Include 'Econs and advances' where applicable if any reportable amounts until phased compliance with s164 of MFMA achieved

2. If benefits in kind are provided (e.g. provision of living quarters) the full market value must be shown as the cost to the municipality

3. s57 of the Systems Act

4. B/A, C/A, D/A

## Column Definitions:

A. Audited actual 2005/06 (audited financial statements). If audited amounts unavailable, unaudited amounts must be provided with a note stating these are unaudited

B. The original budget approved by council for the 2006/07 budget year.

C. The budget for 2006/07 budget year as adjusted by council resolution in terms of section 28 of the MFMA.

D. An estimate of final actual amounts (pre audit - 2006/07 budget year) at the time of preparing the budget for the 2007/08 budget year. This may differ from C.

DC16 Xhariep - Supporting Table SC9 Monthly Budget Statement - actuals and revised targets for cash receipts - M05 November

| Description  | Ref | Budget Year 2024/25 |              |             |             |             |          |          |          |          |          |          |                 | 2024/25 Medium Term Revenue & Expenditure Framework |                        |                        |
|--|-----|---------------------|--------------|-------------|-------------|-------------|----------|----------|----------|----------|----------|----------|-----------------|---|------------------------|------------------------|
|  |     | July                | August       | Sept        | October     | Nov         | Dec      | January  | Feb      | March    | April    | May      | June            | Budget Year 2024/25                                 | Budget Year +1 2025/26 | Budget Year +2 2026/27 |
| R thousands  | 1   | Outcome             | Outcome      | Outcome     | Outcome     | Outcome     | Outcome  | Budget   | Budget   | Budget   | Budget   | Budget   | Budget          |   |                        |                        |
| <b>Cash Receipts By Source</b>   |     |                     |              |             |             |             |          |          |          |          |          |          |                 |   |                        |                        |
| Property rates   |     | -                   | -            | -           | -           | -           | -        | -        | -        | -        | -        | -        | -               | -   | -                      | -                      |
| Service charges - Electricity revenue  |     | -                   | -            | -           | -           | -           | -        | -        | -        | -        | -        | -        | -               | -   | -                      | -                      |
| Service charges - Water revenue  |     | -                   | -            | -           | -           | -           | -        | -        | -        | -        | -        | -        | -               | -   | -                      | -                      |
| Service charges - Waste Water Management   |     | -                   | -            | -           | -           | -           | -        | -        | -        | -        | -        | -        | -               | -   | -                      | -                      |
| Service charges - Waste Mangement  |     | -                   | -            | -           | -           | -           | -        | -        | -        | -        | -        | -        | -               | -   | -                      | -                      |
| Rental of facilities and equipment   |     | -                   | -            | -           | -           | -           | -        | -        | -        | -        | -        | -        | -               | -   | -                      | -                      |
| Interest earned - external investments   |     | -                   | -            | -           | -           | -           | -        | -        | -        | -        | -        | -        | -               | -   | -                      | -                      |
| Interest earned - outstanding debtors  |     | -                   | -            | -           | -           | -           | -        | -        | -        | -        | -        | -        | -               | -   | -                      | -                      |
| Dividends received   |     | -                   | -            | -           | -           | -           | -        | -        | -        | -        | -        | -        | -               | -   | -                      | -                      |
| Fines, penalties and forfeits  |     | -                   | -            | -           | -           | -           | -        | -        | -        | -        | -        | -        | -               | -   | -                      | -                      |
| Licences and permits   |     | -                   | -            | -           | -           | -           | -        | -        | -        | -        | -        | -        | 311             | 311   | 311                    | 311                    |
| Agency services  |     | -                   | -            | -           | -           | -           | -        | -        | -        | -        | -        | -        | -               | -   | -                      | -                      |
| Transfers and Subsidies - Operational  |     | 19,173              | 2,000        | -           | -           | -           | -        | -        | -        | -        | -        | -        | 40,967          | 62,140  | 61,375                 | 61,550                 |
| Other revenue  |     | -                   | -            | -           | -           | -           | -        | -        | -        | -        | -        | -        | 923             | 923   | 929                    | 935                    |
| <b>Cash Receipts by Source</b>   |     | <b>19,173</b>       | <b>2,000</b> | <b>-</b>    | <b>-</b>    | <b>-</b>    | <b>-</b> | <b>-</b> | <b>-</b> | <b>-</b> | <b>-</b> | <b>-</b> | <b>42,201</b>   | <b>63,374</b>                                       | <b>62,615</b>          | <b>62,795</b>          |
| <b>Other Cash Flows by Source</b>  |     |                     |              |             |             |             |          |          |          |          |          |          |                 |   |                        |                        |
| Transfers and subsidies - capital (monetary allocations) (National / Provincial and District)  |     | -                   | -            | -           | -           | -           | -        | -        | -        | -        | -        | -        | -               | -   | -                      | -                      |
| Transfers and subsidies - capital (monetary allocations) (Nat / Prov Departm Agencies, Households, Non-profit Institutions, Private Enterprises, Public Corporatons, Higher Educ |     | -                   | -            | -           | -           | -           | -        | -        | -        | -        | -        | -        | -               | -   | -                      | -                      |
| Proceeds on Disposal of Fixed and Intangible Assets  |     | -                   | -            | -           | -           | -           | -        | -        | -        | -        | -        | -        | -               | -   | -                      | -                      |
| Short term loans   |     | -                   | -            | -           | -           | -           | -        | -        | -        | -        | -        | -        | -               | -   | -                      | -                      |
| Borrowing long term/refinancing  |     | -                   | -            | -           | -           | -           | -        | -        | -        | -        | -        | -        | -               | -   | -                      | -                      |
| Increase (decrease) in consumer deposits   |     | -                   | -            | -           | -           | -           | -        | -        | -        | -        | -        | -        | -               | -   | -                      | -                      |
| Decrease (increase) in non-current receivables   |     | -                   | -            | -           | -           | -           | -        | -        | -        | -        | -        | -        | -               | -   | -                      | -                      |
| Decrease (increase) in non-current investments   |     | -                   | -            | -           | -           | -           | -        | -        | -        | -        | -        | -        | -               | -   | -                      | -                      |
| <b>Total Cash Receipts by Source</b>   |     | <b>19,173</b>       | <b>2,000</b> | <b>-</b>    | <b>-</b>    | <b>-</b>    | <b>-</b> | <b>-</b> | <b>-</b> | <b>-</b> | <b>-</b> | <b>-</b> | <b>42,201</b>   | <b>63,374</b>                                       | <b>62,615</b>          | <b>62,795</b>          |
| <b>Cash Payments by Type</b>   |     |                     |              |             |             |             |          |          |          |          |          |          |                 |   |                        |                        |
| Employee related costs   |     | 2,699               | 2,502        | 61          | (33)        | (54)        | -        | -        | -        | -        | -        | -        | 46,336          | 51,510  | 50,011                 | 50,691                 |
| Remuneration of councillors  |     | -                   | -            | -           | -           | -           | -        | -        | -        | -        | -        | -        | 4,892           | 4,892   | 5,023                  | 5,023                  |
| Finance charges  |     | -                   | -            | -           | -           | -           | -        | -        | -        | -        | -        | -        | 50              | 50  | 50                     | 50                     |
| Bulk purchases - Electricity   |     | -                   | -            | -           | -           | -           | -        | -        | -        | -        | -        | -        | -               | -   | -                      | -                      |
| Acquisitions - water & other inventory   |     | -                   | -            | -           | -           | -           | -        | -        | -        | -        | -        | -        | -               | -   | -                      | -                      |
| Contracted services  |     | -                   | -            | -           | -           | -           | -        | -        | -        | -        | -        | -        | 5,046           | 5,046   | 4,879                  | 4,879                  |
| Transfers and subsidies - other municipalities   |     | -                   | -            | -           | -           | -           | -        | -        | -        | -        | -        | -        | -               | -   | -                      | -                      |
| Transfers and subsidies - other  |     | -                   | -            | -           | -           | -           | -        | -        | -        | -        | -        | -        | 62              | 62  | 62                     | 62                     |
| Other expenditure  |     | -                   | -            | -           | -           | -           | -        | -        | -        | -        | -        | -        | 3,033           | 3,033   | 2,791                  | 2,802                  |
| <b>Cash Payments by Type</b>   |     | <b>2,699</b>        | <b>2,502</b> | <b>61</b>   | <b>(33)</b> | <b>(54)</b> | <b>-</b> | <b>-</b> | <b>-</b> | <b>-</b> | <b>-</b> | <b>-</b> | <b>59,419</b>   | <b>64,593</b>                                       | <b>62,816</b>          | <b>63,507</b>          |
| <b>Other Cash Flows/Payments by Type</b>   |     |                     |              |             |             |             |          |          |          |          |          |          |                 |   |                        |                        |
| Capital assets   |     | -                   | -            | -           | -           | -           | -        | -        | -        | -        | -        | -        | 230             | 230   | (230)                  | (230)                  |
| Repayment of borrowing   |     | -                   | -            | -           | -           | -           | -        | -        | -        | -        | -        | -        | -               | -   | -                      | -                      |
| Other Cash Flows/Payments  |     | -                   | -            | -           | -           | -           | -        | -        | -        | -        | -        | -        | -               | -   | -                      | -                      |
| <b>Total Cash Payments by Type</b>   |     | <b>2,699</b>        | <b>2,502</b> | <b>61</b>   | <b>(33)</b> | <b>(54)</b> | <b>-</b> | <b>-</b> | <b>-</b> | <b>-</b> | <b>-</b> | <b>-</b> | <b>59,649</b>   | <b>64,823</b>                                       | <b>62,586</b>          | <b>63,277</b>          |
| <b>NET INCREASE/(DECREASE) IN CASH HELD</b>  |     | <b>16,474</b>       | <b>(502)</b> | <b>(61)</b> | <b>33</b>   | <b>54</b>   | <b>-</b> | <b>-</b> | <b>-</b> | <b>-</b> | <b>-</b> | <b>-</b> | <b>(17,448)</b> | <b>(1,449)</b>                                      | <b>29</b>              | <b>(481)</b>           |
| Cash/cash equivalents at the month/year beginning:   |     | (43,222)            | (26,748)     | (27,249)    | (27,310)    | (27,277)    | (27,223) | (27,223) | (27,223) | (27,223) | (27,223) | (27,223) | (27,223)        | (43,222)  | (44,672)               | (44,643)               |
| Cash/cash equivalents at the month/year end:   |     | (26,748)            | (27,249)     | (27,310)    | (27,277)    | (27,223)    | (27,223) | (27,223) | (27,223) | (27,223) | (27,223) | (27,223) | (44,672)        | (44,672)  | (44,643)               | (45,124)               |

References

1. Replace 'budget' heading with adjusted budget, or 'outcome' only for month/s complete
2. Total of monthly amounts must always agree to the approved or adjusted budget
3. Amend 'cash-at-beginning' when prior year actual known (as part of the adjustments budget)

DC16 Xhariep - NOT REQUIRED - municipality does not have entities or this is the parent municipality's budget - M05 November

| Description  | Ref      | 2023/24         | Budget Year 2024/25 |                 |                |               |               |              |                | Full Year Forecast |
|--|----------|-----------------|---------------------|-----------------|----------------|---------------|---------------|--------------|----------------|--------------------|
|  |          | Audited Outcome | Original Budget     | Adjusted Budget | Monthly actual | YearTD actual | YearTD budget | YTD variance | YTD variance % |                    |
| <b>R thousands</b>   | <b>1</b> |                 |                     |                 |                |               |               |              |                |                    |
| <b>Revenue</b>   |          |                 |                     |                 |                |               |               |              |                |                    |
| <b>Exchange Revenue</b>  |          |                 |                     |                 |                |               |               |              |                |                    |
| Service charges - Electricity  |          |                 |                     |                 |                |               |               | -            |                |                    |
| Service charges - Water  |          |                 |                     |                 |                |               |               | -            |                |                    |
| Service charges - Waste Water Management                             |          |                 |                     |                 |                |               |               | -            |                |                    |
| Service charges - Waste management                                   |          |                 |                     |                 |                |               |               | -            |                |                    |
| Sale of Goods and Rendering of Services                              |          |                 |                     |                 |                |               |               | -            |                |                    |
| Agency services  |          |                 |                     |                 |                |               |               | -            |                |                    |
| Interest   |          |                 |                     |                 |                |               |               | -            |                |                    |
| Interest earned from Receivables                                     |          |                 |                     |                 |                |               |               | -            |                |                    |
| Interest earned from Current and Non Current Assets                  |          |                 |                     |                 |                |               |               | -            |                |                    |
| Dividends  |          |                 |                     |                 |                |               |               | -            |                |                    |
| Rent on Land   |          |                 |                     |                 |                |               |               | -            |                |                    |
| Rental from Fixed Assets   |          |                 |                     |                 |                |               |               | -            |                |                    |
| Licence and permits  |          |                 |                     |                 |                |               |               | -            |                |                    |
| Operational Revenue  |          |                 |                     |                 |                |               |               | -            |                |                    |
| <b>Non-Exchange Revenue</b>  |          |                 |                     |                 |                |               |               | -            |                |                    |
| Property rates   |          |                 |                     |                 |                |               |               |              |                |                    |
| Surcharges and Taxes   |          |                 |                     |                 |                |               |               |              |                |                    |
| Fines, penalties and forfeits  |          |                 |                     |                 |                |               |               | -            |                |                    |
| Licences or permits  |          |                 |                     |                 |                |               |               |              |                |                    |
| Transfer and subsidies - Operational                                 |          |                 |                     |                 |                |               |               |              |                |                    |
| Interest   |          |                 |                     |                 |                |               |               |              |                |                    |
| Fuel Levy  |          |                 |                     |                 |                |               |               |              |                |                    |
| Operational Revenue  |          |                 |                     |                 |                |               |               |              |                |                    |
| Gains on disposal of Assets  |          |                 |                     |                 |                |               |               |              |                |                    |
| Other Gains  |          |                 |                     |                 |                |               |               |              |                |                    |
| Discontinued Operations  |          |                 |                     |                 |                |               |               |              |                |                    |
| <b>Total Revenue (excluding capital transfers and contributions)</b> |          | -               | -                   | -               | -              | -             | -             | -            |                | -                  |
| <b>Expenditure By Type</b>   |          |                 |                     |                 |                |               |               |              |                |                    |
| Employee related costs   |          |                 |                     |                 |                |               |               | -            |                |                    |
| Remuneration of councillors  |          |                 |                     |                 |                |               |               | -            |                |                    |
| Bulk purchases - electricity   |          |                 |                     |                 |                |               |               | -            |                |                    |
| Inventory consumed   |          |                 |                     |                 |                |               |               | -            |                |                    |
| Debt impairment  |          |                 |                     |                 |                |               |               | -            |                |                    |
| Depreciation and amortisation  |          |                 |                     |                 |                |               |               | -            |                |                    |
| Interest   |          |                 |                     |                 |                |               |               | -            |                |                    |
| Contracted services  |          |                 |                     |                 |                |               |               | -            |                |                    |
| Transfers and subsidies  |          |                 |                     |                 |                |               |               | -            |                |                    |
| Irrecoverable debts written off                                      |          |                 |                     |                 |                |               |               | -            |                |                    |
| Operational costs  |          |                 |                     |                 |                |               |               | -            |                |                    |
| Losses on disposal of Assets   |          |                 |                     |                 |                |               |               |              |                |                    |
| Other Losses   |          |                 |                     |                 |                |               |               |              |                |                    |
| <b>Total Expenditure</b>   |          | -               | -                   | -               | -              | -             | -             | -            |                | -                  |
| <b>Surplus/(Deficit)</b>   |          | -               | -                   | -               | -              | -             | -             | -            |                | -                  |
| Transfers and subsidies - capital (monetary allocations)             |          |                 |                     |                 |                |               |               | -            |                |                    |
| Transfers and subsidies - capital (in-kind)                          |          |                 |                     |                 |                |               |               | -            |                |                    |
| <b>Surplus/(Deficit) after capital transfers &amp; contributions</b> |          | -               | -                   | -               | -              | -             | -             | -            |                | -                  |
| Income Tax   |          |                 |                     |                 |                |               |               | -            |                |                    |
| <b>Surplus/(Deficit) after income tax</b>                            |          | -               | -                   | -               | -              | -             | -             | -            |                | -                  |

References

1. Votes (consolidated) are revenue sources and expenditure type

DC16 Xhariep - NOT REQUIRED - municipality does not have entities or this is the parent municipality's budget - M05 November

| Description                                    | Ref | 2023/24         | Budget Year 2024/25 |                 |                |               |               |              |                |                    |
|--|-----|-----------------|---------------------|-----------------|----------------|---------------|---------------|--------------|----------------|--------------------|
|  |     | Audited Outcome | Original Budget     | Adjusted Budget | Monthly actual | YearTD actual | YearTD budget | YTD variance | YTD variance % | Full Year Forecast |
| R thousands                                    |     |                 |                     |                 |                |               |               |              |                |                    |
| <b>Revenue By Municipal Entity</b>             |     |                 |                     |                 |                |               |               |              |                |                    |
| <i>Insert name of municipal entity</i>         |     |                 |                     |                 |                |               |               | -            |                |                    |
|  |     |                 |                     |                 |                |               |               | -            |                |                    |
|  |     |                 |                     |                 |                |               |               | -            |                |                    |
|  |     |                 |                     |                 |                |               |               | -            |                |                    |
|  |     |                 |                     |                 |                |               |               | -            |                |                    |
|  |     |                 |                     |                 |                |               |               | -            |                |                    |
|  |     |                 |                     |                 |                |               |               | -            |                |                    |
|  |     |                 |                     |                 |                |               |               | -            |                |                    |
|  |     |                 |                     |                 |                |               |               | -            |                |                    |
| <b>Total Operating Revenue</b>                 | 1   | -               | -                   | -               | -              | -             | -             | -            |                | -                  |
| <b>Expenditure By Municipal Entity</b>         |     |                 |                     |                 |                |               |               |              |                |                    |
| <i>Insert name of municipal entity</i>         |     |                 |                     |                 |                |               |               | -            |                |                    |
|  |     |                 |                     |                 |                |               |               | -            |                |                    |
|  |     |                 |                     |                 |                |               |               | -            |                |                    |
|  |     |                 |                     |                 |                |               |               | -            |                |                    |
|  |     |                 |                     |                 |                |               |               | -            |                |                    |
|  |     |                 |                     |                 |                |               |               | -            |                |                    |
|  |     |                 |                     |                 |                |               |               | -            |                |                    |
|  |     |                 |                     |                 |                |               |               | -            |                |                    |
|  |     |                 |                     |                 |                |               |               | -            |                |                    |
| <b>Total Operating Expenditure</b>             | 2   | -               | -                   | -               | -              | -             | -             | -            |                | -                  |
| <b>Surplus/ (Deficit) for the yr/period</b>    |     | -               | -                   | -               | -              | -             | -             | -            |                | -                  |
| <b>Capital Expenditure By Municipal Entity</b> |     |                 |                     |                 |                |               |               |              |                |                    |
| <i>Insert name of municipal entity</i>         |     |                 |                     |                 |                |               |               | -            |                |                    |
|  |     |                 |                     |                 |                |               |               | -            |                |                    |
|  |     |                 |                     |                 |                |               |               | -            |                |                    |
|  |     |                 |                     |                 |                |               |               | -            |                |                    |
|  |     |                 |                     |                 |                |               |               | -            |                |                    |
|  |     |                 |                     |                 |                |               |               | -            |                |                    |
|  |     |                 |                     |                 |                |               |               | -            |                |                    |
|  |     |                 |                     |                 |                |               |               | -            |                |                    |
| <b>Total Capital Expenditure</b>               | 3   | -               | -                   | -               | -              | -             | -             | -            |                | -                  |

References

1. Must reconcile to the sum of all municipal entity monthly revenue reports
2. Must reconcile to the sum of all municipal entity monthly expenditure reports
3. YTD = Year to date; FAV - favourable variance or unfavourable variance
4. Material variances to be explained
5. Insert additional 'Adjustment' Budget column for each Adjustment made by an entity

DC16 Xhariep - Supporting Table SC12 Monthly Budget Statement - capital expenditure trend - M05 November

| Month  | 2023/24         | Budget Year 2024/25 |                 |                |               |               |              |                |                            |
|--|-----------------|---------------------|-----------------|----------------|---------------|---------------|--------------|----------------|----------------------------|
|  | Audited Outcome | Original Budget     | Adjusted Budget | Monthly actual | YearTD actual | YearTD budget | YTD variance | YTD variance % | % spend of Original Budget |
| <b>R thousands</b>                           |                 |                     |                 |                |               |               |              |                |                            |
| <b>Monthly expenditure performance trend</b> |                 |                     |                 |                |               |               |              |                |                            |
| July   | 207             | 17                  | 32              | 23             | 23            | 32            | 8            | 26.4%          | 12%                        |
| August                                       | 207             | 17                  | 32              | 66             | 90            | 63            | (26)         | -41.4%         | 45%                        |
| September                                    | 207             | 17                  | 32              | –              |               | 95            | –            |                |                            |
| October                                      | 207             | 17                  | 32              | –              |               | 127           | –            |                |                            |
| November                                     | 207             | 17                  | 32              | –              |               | 158           | –            |                |                            |
| December                                     | 207             | 17                  | 32              | 24             | #VALUE!       | 190           | #VALUE!      | #VALUE!        | #VALUE!                    |
| January                                      | 207             | 17                  | 32              | –              |               | 222           | –            |                |                            |
| February                                     | 207             | 17                  | 32              | –              |               | 253           | –            |                |                            |
| March  | 207             | 17                  | 32              | –              |               | 285           | –            |                |                            |
| April  | 207             | 17                  | 32              | –              |               | 317           | –            |                |                            |
| May  | 207             | 17                  | 32              | –              |               | 348           | –            |                |                            |
| June   | 207             | 17                  | 32              | –              |               | 380           | –            |                |                            |
| <b>Total Capital expenditure</b>             | <b>2,481</b>    | <b>200</b>          | <b>380</b>      | <b>114</b>     |               |               |              |                |                            |



DC16 Xhariso - Supporting Table SC13a Monthly Budget Statement - capital expenditure on new assets by asset class - M05 November

| R Resources  | Description                              | Ref | 2023/24        |                 | Budget Year 2024/25 |                |               |               |              | Full Year Forecast |                |
|--|--|-----|----------------|-----------------|---------------------|----------------|---------------|---------------|--------------|--------------------|----------------|
|  |  |     | Actual Outcome | Original Budget | Adjusted Budget     | Monthly actual | YearTD actual | YearTD budget | YTD variance |                    | YTD variance % |
|  |  |     |                |                 |                     |                |               |               |              |                    |                |
| Capital expenditure on new assets by Asset Class/Sub-class |  |     |                |                 |                     |                |               |               |              |                    |                |
| Infrastructure   |  |     |                |                 |                     |                |               |               |              |                    |                |
|  | Roads Infrastructure                     |     | -              | -               | -                   | -              | -             | -             | -            | -                  | -              |
|  | Roads                                    |     | -              | -               | -                   | -              | -             | -             | -            | -                  | -              |
|  | Road Structures                          |     | -              | -               | -                   | -              | -             | -             | -            | -                  | -              |
|  | Road Furniture                           |     | -              | -               | -                   | -              | -             | -             | -            | -                  | -              |
|  | Capital Spares                           |     | -              | -               | -                   | -              | -             | -             | -            | -                  | -              |
|  | Storm water Infrastructure               |     | -              | -               | -                   | -              | -             | -             | -            | -                  | -              |
|  | Drainage Collection                      |     | -              | -               | -                   | -              | -             | -             | -            | -                  | -              |
|  | Storm water Conveyance                   |     | -              | -               | -                   | -              | -             | -             | -            | -                  | -              |
|  | Alleviation                              |     | -              | -               | -                   | -              | -             | -             | -            | -                  | -              |
|  | Electrical Infrastructure                |     | -              | -               | -                   | -              | -             | -             | -            | -                  | -              |
|  | Power Plants                             |     | -              | -               | -                   | -              | -             | -             | -            | -                  | -              |
|  | HV Substations                           |     | -              | -               | -                   | -              | -             | -             | -            | -                  | -              |
|  | HV Switching Station                     |     | -              | -               | -                   | -              | -             | -             | -            | -                  | -              |
|  | HV Transmission Conductors               |     | -              | -               | -                   | -              | -             | -             | -            | -                  | -              |
|  | MV Substations                           |     | -              | -               | -                   | -              | -             | -             | -            | -                  | -              |
|  | MV Switching Stations                    |     | -              | -               | -                   | -              | -             | -             | -            | -                  | -              |
|  | MV Networks                              |     | -              | -               | -                   | -              | -             | -             | -            | -                  | -              |
|  | LV Networks                              |     | -              | -               | -                   | -              | -             | -             | -            | -                  | -              |
|  | Capital Spares                           |     | -              | -               | -                   | -              | -             | -             | -            | -                  | -              |
|  | Water Supply Infrastructure              |     | -              | -               | -                   | -              | -             | -             | -            | -                  | -              |
|  | Dams and Weirs                           |     | -              | -               | -                   | -              | -             | -             | -            | -                  | -              |
|  | Boreholes                                |     | -              | -               | -                   | -              | -             | -             | -            | -                  | -              |
|  | Reservoirs                               |     | -              | -               | -                   | -              | -             | -             | -            | -                  | -              |
|  | Pump Stations                            |     | -              | -               | -                   | -              | -             | -             | -            | -                  | -              |
|  | Water Treatment Works                    |     | -              | -               | -                   | -              | -             | -             | -            | -                  | -              |
|  | Bulk Mains                               |     | -              | -               | -                   | -              | -             | -             | -            | -                  | -              |
|  | Distribution                             |     | -              | -               | -                   | -              | -             | -             | -            | -                  | -              |
|  | Distribution Points                      |     | -              | -               | -                   | -              | -             | -             | -            | -                  | -              |
|  | PRV Stations                             |     | -              | -               | -                   | -              | -             | -             | -            | -                  | -              |
|  | Capital Spares                           |     | -              | -               | -                   | -              | -             | -             | -            | -                  | -              |
|  | Sanitation Infrastructure                |     | -              | -               | -                   | -              | -             | -             | -            | -                  | -              |
|  | Pump Station                             |     | -              | -               | -                   | -              | -             | -             | -            | -                  | -              |
|  | Rehabilitation                           |     | -              | -               | -                   | -              | -             | -             | -            | -                  | -              |
|  | Waste Water Treatment Works              |     | -              | -               | -                   | -              | -             | -             | -            | -                  | -              |
|  | Outfall Sewers                           |     | -              | -               | -                   | -              | -             | -             | -            | -                  | -              |
|  | Taker Facilities                         |     | -              | -               | -                   | -              | -             | -             | -            | -                  | -              |
|  | Capital Spares                           |     | -              | -               | -                   | -              | -             | -             | -            | -                  | -              |
|  | Solid Waste Infrastructure               |     | -              | -               | -                   | -              | -             | -             | -            | -                  | -              |
|  | Landfill Sites                           |     | -              | -               | -                   | -              | -             | -             | -            | -                  | -              |
|  | Waste Transfer Stations                  |     | -              | -               | -                   | -              | -             | -             | -            | -                  | -              |
|  | Waste Processing Facilities              |     | -              | -               | -                   | -              | -             | -             | -            | -                  | -              |
|  | Waste Drop-off Points                    |     | -              | -               | -                   | -              | -             | -             | -            | -                  | -              |
|  | Waste Separation Facilities              |     | -              | -               | -                   | -              | -             | -             | -            | -                  | -              |
|  | Electricity Generation Facilities        |     | -              | -               | -                   | -              | -             | -             | -            | -                  | -              |
|  | Capital Spares                           |     | -              | -               | -                   | -              | -             | -             | -            | -                  | -              |
| Rail Infrastructure  |  |     |                |                 |                     |                |               |               |              |                    |                |
|  | Rail Lines                               |     | -              | -               | -                   | -              | -             | -             | -            | -                  | -              |
|  | Rail Structures                          |     | -              | -               | -                   | -              | -             | -             | -            | -                  | -              |
|  | Rail Furniture                           |     | -              | -               | -                   | -              | -             | -             | -            | -                  | -              |
|  | Drainage Collection                      |     | -              | -               | -                   | -              | -             | -             | -            | -                  | -              |
|  | Storm water Conveyance                   |     | -              | -               | -                   | -              | -             | -             | -            | -                  | -              |
|  | Alleviation                              |     | -              | -               | -                   | -              | -             | -             | -            | -                  | -              |
|  | MV Substations                           |     | -              | -               | -                   | -              | -             | -             | -            | -                  | -              |
|  | LV Networks                              |     | -              | -               | -                   | -              | -             | -             | -            | -                  | -              |
|  | Capital Spares                           |     | -              | -               | -                   | -              | -             | -             | -            | -                  | -              |
| Coastal Infrastructure                                     |  |     |                |                 |                     |                |               |               |              |                    |                |
|  | Sea Piers                                |     | -              | -               | -                   | -              | -             | -             | -            | -                  | -              |
|  | Piers                                    |     | -              | -               | -                   | -              | -             | -             | -            | -                  | -              |
|  | Revetments                               |     | -              | -               | -                   | -              | -             | -             | -            | -                  | -              |
|  | Promenades                               |     | -              | -               | -                   | -              | -             | -             | -            | -                  | -              |
|  | Capital Spares                           |     | -              | -               | -                   | -              | -             | -             | -            | -                  | -              |
| Information and Communication Infrastructure               |  |     |                |                 |                     |                |               |               |              |                    |                |
|  | Data Centres                             |     | -              | -               | -                   | -              | -             | -             | -            | -                  | -              |
|  | Cable Layers                             |     | -              | -               | -                   | -              | -             | -             | -            | -                  | -              |
|  | Distribution Layers                      |     | -              | -               | -                   | -              | -             | -             | -            | -                  | -              |
|  | Capital Spares                           |     | -              | -               | -                   | -              | -             | -             | -            | -                  | -              |
| Community Assets   |  |     |                |                 |                     |                |               |               |              |                    |                |
|  | Community Facilities                     |     | -              | -               | -                   | -              | -             | -             | -            | -                  | -              |
|  | Halls                                    |     | -              | -               | -                   | -              | -             | -             | -            | -                  | -              |
|  | Centres                                  |     | -              | -               | -                   | -              | -             | -             | -            | -                  | -              |
|  | Crickets                                 |     | -              | -               | -                   | -              | -             | -             | -            | -                  | -              |
|  | Club/Care Centres                        |     | -              | -               | -                   | -              | -             | -             | -            | -                  | -              |
|  | Fire/Ambulance Stations                  |     | -              | -               | -                   | -              | -             | -             | -            | -                  | -              |
|  | Testing Stations                         |     | -              | -               | -                   | -              | -             | -             | -            | -                  | -              |
|  | Museums                                  |     | -              | -               | -                   | -              | -             | -             | -            | -                  | -              |
|  | Galleries                                |     | -              | -               | -                   | -              | -             | -             | -            | -                  | -              |
|  | Theatres                                 |     | -              | -               | -                   | -              | -             | -             | -            | -                  | -              |
|  | Libraries                                |     | -              | -               | -                   | -              | -             | -             | -            | -                  | -              |
|  | Cemeteries/Crematoriums                  |     | -              | -               | -                   | -              | -             | -             | -            | -                  | -              |
|  | Police                                   |     | -              | -               | -                   | -              | -             | -             | -            | -                  | -              |
|  | Public                                   |     | -              | -               | -                   | -              | -             | -             | -            | -                  | -              |
|  | Public Open Space                        |     | -              | -               | -                   | -              | -             | -             | -            | -                  | -              |
|  | Nature Reserves                          |     | -              | -               | -                   | -              | -             | -             | -            | -                  | -              |
|  | Public Attraction Facilities             |     | -              | -               | -                   | -              | -             | -             | -            | -                  | -              |
|  | Markets                                  |     | -              | -               | -                   | -              | -             | -             | -            | -                  | -              |
|  | Stalls                                   |     | -              | -               | -                   | -              | -             | -             | -            | -                  | -              |
|  | Abattoirs                                |     | -              | -               | -                   | -              | -             | -             | -            | -                  | -              |
|  | Alperts                                  |     | -              | -               | -                   | -              | -             | -             | -            | -                  | -              |
|  | Taxi Rank/Bus Terminals                  |     | -              | -               | -                   | -              | -             | -             | -            | -                  | -              |
|  | Capital Spares                           |     | -              | -               | -                   | -              | -             | -             | -            | -                  | -              |
| Sport and Recreation Facilities                            |  |     |                |                 |                     |                |               |               |              |                    |                |
|  | Indoor Facilities                        |     | -              | -               | -                   | -              | -             | -             | -            | -                  | -              |
|  | Outdoor Facilities                       |     | -              | -               | -                   | -              | -             | -             | -            | -                  | -              |
|  | Capital Spares                           |     | -              | -               | -                   | -              | -             | -             | -            | -                  | -              |
| Heritage assets  |  |     |                |                 |                     |                |               |               |              |                    |                |
|  | Monuments                                |     | -              | -               | -                   | -              | -             | -             | -            | -                  | -              |
|  | Historic Buildings                       |     | -              | -               | -                   | -              | -             | -             | -            | -                  | -              |
|  | Works of Art                             |     | -              | -               | -                   | -              | -             | -             | -            | -                  | -              |
|  | Conservation Areas                       |     | -              | -               | -                   | -              | -             | -             | -            | -                  | -              |
|  | Other Heritage                           |     | -              | -               | -                   | -              | -             | -             | -            | -                  | -              |
| Investment properties                                      |  |     |                |                 |                     |                |               |               |              |                    |                |
|  | Revenue Generating                       |     | -              | -               | -                   | -              | -             | -             | -            | -                  | -              |
|  | Improved Property                        |     | -              | -               | -                   | -              | -             | -             | -            | -                  | -              |
|  | Unimproved Property                      |     | -              | -               | -                   | -              | -             | -             | -            | -                  | -              |
|  | Non-revenue Generating                   |     | -              | -               | -                   | -              | -             | -             | -            | -                  | -              |
|  | Improved Property                        |     | -              | -               | -                   | -              | -             | -             | -            | -                  | -              |
|  | Unimproved Property                      |     | -              | -               | -                   | -              | -             | -             | -            | -                  | -              |
| Other assets   |  |     |                |                 |                     |                |               |               |              |                    |                |
|  | Operational Buildings                    |     | -              | -               | -                   | -              | -             | -             | -            | -                  | -              |
|  | Municipal Offices                        |     | -              | -               | -                   | -              | -             | -             | -            | -                  | -              |
|  | Pay/Equity Points                        |     | -              | -               | -                   | -              | -             | -             | -            | -                  | -              |
|  | Building/Non Offices                     |     | -              | -               | -                   | -              | -             | -             | -            | -                  | -              |
|  | Workshops                                |     | -              | -               | -                   | -              | -             | -             | -            | -                  | -              |
|  | Yards                                    |     | -              | -               | -                   | -              | -             | -             | -            | -                  | -              |
|  | Stores                                   |     | -              | -               | -                   | -              | -             | -             | -            | -                  | -              |
|  | Laboratories                             |     | -              | -               | -                   | -              | -             | -             | -            | -                  | -              |
|  | Training Centres                         |     | -              | -               | -                   | -              | -             | -             | -            | -                  | -              |
|  | Manufacturing Plant                      |     | -              | -               | -                   | -              | -             | -             | -            | -                  | -              |
|  | Depots                                   |     | -              | -               | -                   | -              | -             | -             | -            | -                  | -              |
|  | Capital Spares                           |     | -              | -               | -                   | -              | -             | -             | -            | -                  | -              |
|  | Housing                                  |     | -              | -               | -                   | -              | -             | -             | -            | -                  | -              |
|  | Staff Housing                            |     | -              | -               | -                   | -              | -             | -             | -            | -                  | -              |
|  | Social Housing                           |     | -              | -               | -                   | -              | -             | -             | -            | -                  | -              |
|  | Capital Spares                           |     | -              | -               | -                   | -              | -             | -             | -            | -                  | -              |
| Biological or Cultivated Assets                            |  |     |                |                 |                     |                |               |               |              |                    |                |
|  | Biological or Cultivated Assets          |     | -              | -               | -                   | -              | -             | -             | -            | -                  | -              |
| Intangible Assets  |  |     |                |                 |                     |                |               |               |              |                    |                |
|  | Services                                 |     | -              | -               | -                   | -              | -             | -             | -            | -                  | -              |
|  | Licences and Rights                      |     | -              | -               | -                   | -              | -             | -             | -            | -                  | -              |
|  | Water Rights                             |     | -              | -               | -                   | -              | -             | -             | -            | -                  | -              |
|  | Effluent Licences                        |     | -              | -               | -                   | -              | -             | -             | -            | -                  | -              |
|  | Soft Waste Licences                      |     | -              | -               | -                   | -              | -             | -             | -            | -                  | -              |
|  | Computer Software and Applications       |     | -              | -               | -                   | -              | -             | -             | -            | -                  | -              |
|  | Local Settlement Software Applications   |     | -              | -               | -                   | -              | -             | -             | -            | -                  | -              |
|  | Unspecified                              |     | -              | -               | -                   | -              | -             | -             | -            | -                  | -              |
| Computer Equipment   |  |     |                |                 |                     |                |               |               |              |                    |                |
|  | Computer Equipment                       |     | 55             | -               | -                   | -              | 48            | -             | (48)         | (48)/55            | -              |
| Furniture and Office Equipment                             |  |     |                |                 |                     |                |               |               |              |                    |                |
|  | Furniture and Office Equipment           |     | -              | -               | -                   | -              | -             | -             | -            | -                  | -              |
| Machinery and Equipment                                    |  |     |                |                 |                     |                |               |               |              |                    |                |
|  | Machinery and Equipment                  |     | -              | -               | -                   | -              | -             | -             | -            | -                  | -              |
| Transport Assets   |  |     |                |                 |                     |                |               |               |              |                    |                |
|  | Transport Assets                         |     | -              | -               | -                   | -              | -             | -             | -            | -                  | -              |
| Land   |  |     |                |                 |                     |                |               |               |              |                    |                |
|  | Land                                     |     | -              | -               | -                   | -              | -             | -             | -            | -                  | -              |
| Zoo's, Marine and Non-biological Animals                   |  |     |                |                 |                     |                |               |               |              |                    |                |
|  | Zoo's, Marine and Non-biological Animals |     | -              | -               | -                   | -              | -             | -             | -            | -                  | -              |
| Living resources   |  |     |                |                 |                     |                |               |               |              |                    |                |
|  | Living resources                         |     | -              | -               | -                   | -              | -             | -             | -            | -                  | -              |
|  | Marine                                   |     | -              | -               | -                   | -              | -             | -             | -            | -                  | -              |
|  | Polio and Protection                     |     | -              | -               | -                   | -              | -             | -             | -            | -                  | -              |
|  | Zoological plants and animals            |     | -              | -               | -                   | -              | -             | -             | -            | -                  | -              |
|  | Invertebrate                             |     | -              | -               | -                   | -              | -             | -             | -            | -                  | -              |
|  | Polio and Protection                     |     | -              | -               | -                   | -              | -             | -             | -            | -                  | -              |
|  | Zoological plants and animals            |     | -              | -               | -                   | -              | -             | -             | -            | -                  | -              |
| Total Capital Expenditure on new assets                    |  |     |                |                 |                     |                |               |               |              |                    |                |
|  |  |     | 1              | 55              | -                   | -              | 48            | -             | (48)         | (48)/55            | -              |

References

1. Total Capital Expenditure on new assets (SC13a) plus Total Capital Expenditure on renewal of existing assets (SC13b) plus Total Capital Expenditure on upgrading of existing assets (SC13c) must reconcile to total (a)

DC16 Xhariep - Supporting Table SC13b Monthly Budget Statement - capital expenditure on renewal of existing assets by asset class - M05 November

| Description   | Ref      | 2023/24         | Budget Year 2024/25 |                 |                |               |               |              |                |                    |
|---|----------|-----------------|---------------------|-----------------|----------------|---------------|---------------|--------------|----------------|--------------------|
|   |          | Audited Outcome | Original Budget     | Adjusted Budget | Monthly actual | YearTD actual | YearTD budget | YTD variance | YTD variance % | Full Year Forecast |
| <b>R thousands</b>  | <b>1</b> |                 |                     |                 |                |               |               |              |                |                    |
| <b>Capital expenditure on renewal of existing assets by Asset Class/Sub-class</b> |          |                 |                     |                 |                |               |               |              |                |                    |
| <b>Infrastructure</b>   |          | -               | -                   | -               | -              | -             | -             | -            | -              | -                  |
| Roads Infrastructure  |          | -               | -                   | -               | -              | -             | -             | -            | -              | -                  |
| Roads   |          | -               | -                   | -               | -              | -             | -             | -            | -              | -                  |
| Road Structures   |          | -               | -                   | -               | -              | -             | -             | -            | -              | -                  |
| Road Furniture  |          | -               | -                   | -               | -              | -             | -             | -            | -              | -                  |
| Capital Spares  |          | -               | -                   | -               | -              | -             | -             | -            | -              | -                  |
| Storm water Infrastructure  |          | -               | -                   | -               | -              | -             | -             | -            | -              | -                  |
| Drainage Collection   |          | -               | -                   | -               | -              | -             | -             | -            | -              | -                  |
| Storm water Conveyance  |          | -               | -                   | -               | -              | -             | -             | -            | -              | -                  |
| Attenuation   |          | -               | -                   | -               | -              | -             | -             | -            | -              | -                  |
| Electrical Infrastructure   |          | -               | -                   | -               | -              | -             | -             | -            | -              | -                  |
| Power Plants  |          | -               | -                   | -               | -              | -             | -             | -            | -              | -                  |
| HV Substations  |          | -               | -                   | -               | -              | -             | -             | -            | -              | -                  |
| HV Switching Station  |          | -               | -                   | -               | -              | -             | -             | -            | -              | -                  |
| HV Transmission Conductors  |          | -               | -                   | -               | -              | -             | -             | -            | -              | -                  |
| MV Substations  |          | -               | -                   | -               | -              | -             | -             | -            | -              | -                  |
| MV Switching Stations   |          | -               | -                   | -               | -              | -             | -             | -            | -              | -                  |
| MV Networks   |          | -               | -                   | -               | -              | -             | -             | -            | -              | -                  |
| LV Networks   |          | -               | -                   | -               | -              | -             | -             | -            | -              | -                  |
| Capital Spares  |          | -               | -                   | -               | -              | -             | -             | -            | -              | -                  |
| Water Supply Infrastructure   |          | -               | -                   | -               | -              | -             | -             | -            | -              | -                  |
| Dams and Weirs  |          | -               | -                   | -               | -              | -             | -             | -            | -              | -                  |
| Boreholes   |          | -               | -                   | -               | -              | -             | -             | -            | -              | -                  |
| Reservoirs  |          | -               | -                   | -               | -              | -             | -             | -            | -              | -                  |
| Pump Stations   |          | -               | -                   | -               | -              | -             | -             | -            | -              | -                  |
| Water Treatment Works   |          | -               | -                   | -               | -              | -             | -             | -            | -              | -                  |
| Bulk Mains  |          | -               | -                   | -               | -              | -             | -             | -            | -              | -                  |
| Distribution  |          | -               | -                   | -               | -              | -             | -             | -            | -              | -                  |
| Distribution Points   |          | -               | -                   | -               | -              | -             | -             | -            | -              | -                  |
| PRV Stations  |          | -               | -                   | -               | -              | -             | -             | -            | -              | -                  |
| Capital Spares  |          | -               | -                   | -               | -              | -             | -             | -            | -              | -                  |
| Sanitation Infrastructure   |          | -               | -                   | -               | -              | -             | -             | -            | -              | -                  |
| Pump Station  |          | -               | -                   | -               | -              | -             | -             | -            | -              | -                  |
| Reticulation  |          | -               | -                   | -               | -              | -             | -             | -            | -              | -                  |
| Waste Water Treatment Works   |          | -               | -                   | -               | -              | -             | -             | -            | -              | -                  |
| Outfall Sewers  |          | -               | -                   | -               | -              | -             | -             | -            | -              | -                  |
| Toilet Facilities   |          | -               | -                   | -               | -              | -             | -             | -            | -              | -                  |
| Capital Spares  |          | -               | -                   | -               | -              | -             | -             | -            | -              | -                  |
| Solid Waste Infrastructure  |          | -               | -                   | -               | -              | -             | -             | -            | -              | -                  |
| Landfill Sites  |          | -               | -                   | -               | -              | -             | -             | -            | -              | -                  |
| Waste Transfer Stations   |          | -               | -                   | -               | -              | -             | -             | -            | -              | -                  |
| Waste Processing Facilities   |          | -               | -                   | -               | -              | -             | -             | -            | -              | -                  |
| Waste Drop-off Points   |          | -               | -                   | -               | -              | -             | -             | -            | -              | -                  |
| Waste Separation Facilities   |          | -               | -                   | -               | -              | -             | -             | -            | -              | -                  |
| Electricity Generation Facilities   |          | -               | -                   | -               | -              | -             | -             | -            | -              | -                  |
| Capital Spares  |          | -               | -                   | -               | -              | -             | -             | -            | -              | -                  |
| Rail Infrastructure   |          | -               | -                   | -               | -              | -             | -             | -            | -              | -                  |
| Rail Lines  |          | -               | -                   | -               | -              | -             | -             | -            | -              | -                  |
| Rail Structures   |          | -               | -                   | -               | -              | -             | -             | -            | -              | -                  |
| Rail Furniture  |          | -               | -                   | -               | -              | -             | -             | -            | -              | -                  |
| Drainage Collection   |          | -               | -                   | -               | -              | -             | -             | -            | -              | -                  |
| Storm water Conveyance  |          | -               | -                   | -               | -              | -             | -             | -            | -              | -                  |
| Attenuation   |          | -               | -                   | -               | -              | -             | -             | -            | -              | -                  |
| MV Substations  |          | -               | -                   | -               | -              | -             | -             | -            | -              | -                  |
| LV Networks   |          | -               | -                   | -               | -              | -             | -             | -            | -              | -                  |
| Capital Spares  |          | -               | -                   | -               | -              | -             | -             | -            | -              | -                  |
| Coastal Infrastructure  |          | -               | -                   | -               | -              | -             | -             | -            | -              | -                  |
| Sand Pumps  |          | -               | -                   | -               | -              | -             | -             | -            | -              | -                  |
| Piers   |          | -               | -                   | -               | -              | -             | -             | -            | -              | -                  |
| Revetments  |          | -               | -                   | -               | -              | -             | -             | -            | -              | -                  |
| Promenades  |          | -               | -                   | -               | -              | -             | -             | -            | -              | -                  |
| Capital Spares  |          | -               | -                   | -               | -              | -             | -             | -            | -              | -                  |
| Information and Communication Infrastructure                                      |          | -               | -                   | -               | -              | -             | -             | -            | -              | -                  |
| Data Centres  |          | -               | -                   | -               | -              | -             | -             | -            | -              | -                  |
| Core Layers   |          | -               | -                   | -               | -              | -             | -             | -            | -              | -                  |
| Distribution Layers   |          | -               | -                   | -               | -              | -             | -             | -            | -              | -                  |
| Capital Spares  |          | -               | -                   | -               | -              | -             | -             | -            | -              | -                  |

|  |       |     |     |   |    |     |     |       |     |
|--|-------|-----|-----|---|----|-----|-----|-------|-----|
| <b>Community Assets</b>                | -     | -   | -   | - | -  | -   | -   | -     | -   |
| Community Facilities                   | -     | -   | -   | - | -  | -   | -   | -     | -   |
| Halls                                  | -     | -   | -   | - | -  | -   | -   | -     | -   |
| Centres                                | -     | -   | -   | - | -  | -   | -   | -     | -   |
| Crèches                                | -     | -   | -   | - | -  | -   | -   | -     | -   |
| Clinics/Care Centres                   | -     | -   | -   | - | -  | -   | -   | -     | -   |
| Fire/Ambulance Stations                | -     | -   | -   | - | -  | -   | -   | -     | -   |
| Testing Stations                       | -     | -   | -   | - | -  | -   | -   | -     | -   |
| Museums                                | -     | -   | -   | - | -  | -   | -   | -     | -   |
| Galleries                              | -     | -   | -   | - | -  | -   | -   | -     | -   |
| Theatres                               | -     | -   | -   | - | -  | -   | -   | -     | -   |
| Libraries                              | -     | -   | -   | - | -  | -   | -   | -     | -   |
| Cemeteries/Crematoria                  | -     | -   | -   | - | -  | -   | -   | -     | -   |
| Police                                 | -     | -   | -   | - | -  | -   | -   | -     | -   |
| Parks                                  | -     | -   | -   | - | -  | -   | -   | -     | -   |
| Public Open Space                      | -     | -   | -   | - | -  | -   | -   | -     | -   |
| Nature Reserves                        | -     | -   | -   | - | -  | -   | -   | -     | -   |
| Public Ablution Facilities             | -     | -   | -   | - | -  | -   | -   | -     | -   |
| Markets                                | -     | -   | -   | - | -  | -   | -   | -     | -   |
| Stalls                                 | -     | -   | -   | - | -  | -   | -   | -     | -   |
| Abattoirs                              | -     | -   | -   | - | -  | -   | -   | -     | -   |
| Airports                               | -     | -   | -   | - | -  | -   | -   | -     | -   |
| Taxi Ranks/Bus Terminals               | -     | -   | -   | - | -  | -   | -   | -     | -   |
| Capital Spares                         | -     | -   | -   | - | -  | -   | -   | -     | -   |
| Sport and Recreation Facilities        | -     | -   | -   | - | -  | -   | -   | -     | -   |
| Indoor Facilities                      | -     | -   | -   | - | -  | -   | -   | -     | -   |
| Outdoor Facilities                     | -     | -   | -   | - | -  | -   | -   | -     | -   |
| Capital Spares                         | -     | -   | -   | - | -  | -   | -   | -     | -   |
| <b>Heritage assets</b>                 | -     | -   | -   | - | -  | -   | -   | -     | -   |
| Monuments                              | -     | -   | -   | - | -  | -   | -   | -     | -   |
| Historic Buildings                     | -     | -   | -   | - | -  | -   | -   | -     | -   |
| Works of Art                           | -     | -   | -   | - | -  | -   | -   | -     | -   |
| Conservation Areas                     | -     | -   | -   | - | -  | -   | -   | -     | -   |
| Other Heritage                         | -     | -   | -   | - | -  | -   | -   | -     | -   |
| <b>Investment properties</b>           | -     | -   | -   | - | -  | -   | -   | -     | -   |
| Revenue Generating                     | -     | -   | -   | - | -  | -   | -   | -     | -   |
| Improved Property                      | -     | -   | -   | - | -  | -   | -   | -     | -   |
| Unimproved Property                    | -     | -   | -   | - | -  | -   | -   | -     | -   |
| Non-revenue Generating                 | -     | -   | -   | - | -  | -   | -   | -     | -   |
| Improved Property                      | -     | -   | -   | - | -  | -   | -   | -     | -   |
| Unimproved Property                    | -     | -   | -   | - | -  | -   | -   | -     | -   |
| <b>Other assets</b>                    | 13    | -   | -   | - | -  | -   | -   | -     | -   |
| Operational Buildings                  | 13    | -   | -   | - | -  | -   | -   | -     | -   |
| Municipal Offices                      | 13    | -   | -   | - | -  | -   | -   | -     | -   |
| Pay/Enquiry Points                     | -     | -   | -   | - | -  | -   | -   | -     | -   |
| Building Plan Offices                  | -     | -   | -   | - | -  | -   | -   | -     | -   |
| Workshops                              | -     | -   | -   | - | -  | -   | -   | -     | -   |
| Yards                                  | -     | -   | -   | - | -  | -   | -   | -     | -   |
| Stores                                 | -     | -   | -   | - | -  | -   | -   | -     | -   |
| Laboratories                           | -     | -   | -   | - | -  | -   | -   | -     | -   |
| Training Centres                       | -     | -   | -   | - | -  | -   | -   | -     | -   |
| Manufacturing Plant                    | -     | -   | -   | - | -  | -   | -   | -     | -   |
| Depots                                 | -     | -   | -   | - | -  | -   | -   | -     | -   |
| Capital Spares                         | -     | -   | -   | - | -  | -   | -   | -     | -   |
| Housing                                | -     | -   | -   | - | -  | -   | -   | -     | -   |
| Staff Housing                          | -     | -   | -   | - | -  | -   | -   | -     | -   |
| Social Housing                         | -     | -   | -   | - | -  | -   | -   | -     | -   |
| Capital Spares                         | -     | -   | -   | - | -  | -   | -   | -     | -   |
| <b>Biological or Cultivated Assets</b> | -     | -   | -   | - | -  | -   | -   | -     | -   |
| Biological or Cultivated Assets        | -     | -   | -   | - | -  | -   | -   | -     | -   |
| <b>Intangible Assets</b>               | -     | -   | -   | - | -  | -   | -   | -     | -   |
| Servitudes                             | -     | -   | -   | - | -  | -   | -   | -     | -   |
| Licences and Rights                    | -     | -   | -   | - | -  | -   | -   | -     | -   |
| Water Rights                           | -     | -   | -   | - | -  | -   | -   | -     | -   |
| Effluent Licenses                      | -     | -   | -   | - | -  | -   | -   | -     | -   |
| Solid Waste Licenses                   | -     | -   | -   | - | -  | -   | -   | -     | -   |
| Computer Software and Applications     | -     | -   | -   | - | -  | -   | -   | -     | -   |
| Land Settlement Software Applications  | -     | -   | -   | - | -  | -   | -   | -     | -   |
| Unspecified                            | -     | -   | -   | - | -  | -   | -   | -     | -   |
| <b>Computer Equipment</b>              | 1,088 | 200 | 380 | - | 50 | 158 | 109 | 68.7% | 200 |
| Computer Equipment                     | 1,088 | 200 | 380 | - | 50 | 158 | 109 | 68.7% | 200 |
| <b>Furniture and Office Equipment</b>  | 33    | -   | -   | - | -  | -   | -   | -     | -   |
| Furniture and Office Equipment         | 33    | -   | -   | - | -  | -   | -   | -     | -   |
| <b>Machinery and Equipment</b>         | -     | -   | -   | - | -  | -   | -   | -     | -   |
| Machinery and Equipment                | -     | -   | -   | - | -  | -   | -   | -     | -   |
| <b>Transport Assets</b>                | 1,252 | -   | -   | - | -  | -   | -   | -     | -   |
| Transport Assets                       | 1,252 | -   | -   | - | -  | -   | -   | -     | -   |

|  |          |              |            |            |          |           |            |            |              |            |
|--|----------|--------------|------------|------------|----------|-----------|------------|------------|--------------|------------|
| <b>Land</b>  |          | -            | -          | -          | -        | -         | -          | -          | -            | -          |
| Land   |          | -            | -          | -          | -        | -         | -          | -          | -            | -          |
| <b>Zoo's, Marine and Non-biological Animals</b>                |          | -            | -          | -          | -        | -         | -          | -          | -            | -          |
| Zoo's, Marine and Non-biological Animals                       |          | -            | -          | -          | -        | -         | -          | -          | -            | -          |
| <b>Living resources</b>  |          | -            | -          | -          | -        | -         | -          | -          | -            | -          |
| Mature   |          | -            | -          | -          | -        | -         | -          | -          | -            | -          |
| Policing and Protection  |          | -            | -          | -          | -        | -         | -          | -          | -            | -          |
| Zoological plants and animals                                  |          | -            | -          | -          | -        | -         | -          | -          | -            | -          |
| Immature   |          | -            | -          | -          | -        | -         | -          | -          | -            | -          |
| Policing and Protection  |          | -            | -          | -          | -        | -         | -          | -          | -            | -          |
| Zoological plants and animals                                  |          | -            | -          | -          | -        | -         | -          | -          | -            | -          |
| <b>Total Capital Expenditure on renewal of existing assets</b> | <b>1</b> | <b>2,386</b> | <b>200</b> | <b>380</b> | <b>-</b> | <b>50</b> | <b>158</b> | <b>109</b> | <b>68.7%</b> | <b>200</b> |

#### References

1. Total Capital Expenditure on new assets (SC13a) plus Total Capital Expenditure on renewal of existing assets (SC13b) plus Total Capital Expenditure on upgrading of existing assets (SC13e) must reconcile to total capital expenditure in Table C5

|               |           |   |   |   |   |   |   |
|---------------|-----------|---|---|---|---|---|---|
| check balance | 2,279,906 | - | - | - | - | - | - |
|---------------|-----------|---|---|---|---|---|---|

DC16 Xhariep - Supporting Table SC13c Monthly Budget Statement - expenditure on repairs and maintenance by asset class - M05 November

| Description   | Ref | 2023/24         | Budget Year 2024/25 |                 |                |               |               |              |                |                    |
|---|-----|-----------------|---------------------|-----------------|----------------|---------------|---------------|--------------|----------------|--------------------|
|   |     | Audited Outcome | Original Budget     | Adjusted Budget | Monthly actual | YearTD actual | YearTD budget | YTD variance | YTD variance % | Full Year Forecast |
| R thousands   | 1   |                 |                     |                 |                |               |               |              |                |                    |
| <b>Repairs and maintenance expenditure by Asset Class/Sub-class</b> |     |                 |                     |                 |                |               |               |              |                |                    |
| <b>Infrastructure</b>   |     | -               | -                   | -               | -              | -             | -             | -            |                | -                  |
| Roads Infrastructure  |     | -               | -                   | -               | -              | -             | -             | -            |                | -                  |
| Roads   |     | -               | -                   | -               | -              | -             | -             | -            |                | -                  |
| Road Structures   |     | -               | -                   | -               | -              | -             | -             | -            |                | -                  |
| Road Furniture  |     | -               | -                   | -               | -              | -             | -             | -            |                | -                  |
| Capital Spares  |     | -               | -                   | -               | -              | -             | -             | -            |                | -                  |
| Storm water Infrastructure  |     | -               | -                   | -               | -              | -             | -             | -            |                | -                  |
| Drainage Collection   |     | -               | -                   | -               | -              | -             | -             | -            |                | -                  |
| Storm water Conveyance  |     | -               | -                   | -               | -              | -             | -             | -            |                | -                  |
| Attenuation   |     | -               | -                   | -               | -              | -             | -             | -            |                | -                  |
| Electrical Infrastructure   |     | -               | -                   | -               | -              | -             | -             | -            |                | -                  |
| Power Plants  |     | -               | -                   | -               | -              | -             | -             | -            |                | -                  |
| HV Substations  |     | -               | -                   | -               | -              | -             | -             | -            |                | -                  |
| HV Switching Station  |     | -               | -                   | -               | -              | -             | -             | -            |                | -                  |
| HV Transmission Conductors  |     | -               | -                   | -               | -              | -             | -             | -            |                | -                  |
| MV Substations  |     | -               | -                   | -               | -              | -             | -             | -            |                | -                  |
| MV Switching Stations   |     | -               | -                   | -               | -              | -             | -             | -            |                | -                  |
| MV Networks   |     | -               | -                   | -               | -              | -             | -             | -            |                | -                  |
| LV Networks   |     | -               | -                   | -               | -              | -             | -             | -            |                | -                  |
| Capital Spares  |     | -               | -                   | -               | -              | -             | -             | -            |                | -                  |
| Water Supply Infrastructure   |     | -               | -                   | -               | -              | -             | -             | -            |                | -                  |
| Dams and Weirs  |     | -               | -                   | -               | -              | -             | -             | -            |                | -                  |
| Boreholes   |     | -               | -                   | -               | -              | -             | -             | -            |                | -                  |
| Reservoirs  |     | -               | -                   | -               | -              | -             | -             | -            |                | -                  |
| Pump Stations   |     | -               | -                   | -               | -              | -             | -             | -            |                | -                  |
| Water Treatment Works   |     | -               | -                   | -               | -              | -             | -             | -            |                | -                  |
| Bulk Mains  |     | -               | -                   | -               | -              | -             | -             | -            |                | -                  |
| Distribution  |     | -               | -                   | -               | -              | -             | -             | -            |                | -                  |
| Distribution Points   |     | -               | -                   | -               | -              | -             | -             | -            |                | -                  |
| PRV Stations  |     | -               | -                   | -               | -              | -             | -             | -            |                | -                  |
| Capital Spares  |     | -               | -                   | -               | -              | -             | -             | -            |                | -                  |
| Sanitation Infrastructure   |     | -               | -                   | -               | -              | -             | -             | -            |                | -                  |
| Pump Station  |     | -               | -                   | -               | -              | -             | -             | -            |                | -                  |
| Reticulation  |     | -               | -                   | -               | -              | -             | -             | -            |                | -                  |
| Waste Water Treatment Works   |     | -               | -                   | -               | -              | -             | -             | -            |                | -                  |
| Outfall Sewers  |     | -               | -                   | -               | -              | -             | -             | -            |                | -                  |
| Toilet Facilities   |     | -               | -                   | -               | -              | -             | -             | -            |                | -                  |
| Capital Spares  |     | -               | -                   | -               | -              | -             | -             | -            |                | -                  |
| Solid Waste Infrastructure  |     | -               | -                   | -               | -              | -             | -             | -            |                | -                  |
| Landfill Sites  |     | -               | -                   | -               | -              | -             | -             | -            |                | -                  |
| Waste Transfer Stations   |     | -               | -                   | -               | -              | -             | -             | -            |                | -                  |
| Waste Processing Facilities   |     | -               | -                   | -               | -              | -             | -             | -            |                | -                  |
| Waste Drop-off Points   |     | -               | -                   | -               | -              | -             | -             | -            |                | -                  |
| Waste Separation Facilities   |     | -               | -                   | -               | -              | -             | -             | -            |                | -                  |
| Electricity Generation Facilities                                   |     | -               | -                   | -               | -              | -             | -             | -            |                | -                  |
| Capital Spares  |     | -               | -                   | -               | -              | -             | -             | -            |                | -                  |
| Rail Infrastructure   |     | -               | -                   | -               | -              | -             | -             | -            |                | -                  |
| Rail Lines  |     | -               | -                   | -               | -              | -             | -             | -            |                | -                  |
| Rail Structures   |     | -               | -                   | -               | -              | -             | -             | -            |                | -                  |
| Rail Furniture  |     | -               | -                   | -               | -              | -             | -             | -            |                | -                  |
| Drainage Collection   |     | -               | -                   | -               | -              | -             | -             | -            |                | -                  |
| Storm water Conveyance  |     | -               | -                   | -               | -              | -             | -             | -            |                | -                  |
| Attenuation   |     | -               | -                   | -               | -              | -             | -             | -            |                | -                  |
| MV Substations  |     | -               | -                   | -               | -              | -             | -             | -            |                | -                  |
| LV Networks   |     | -               | -                   | -               | -              | -             | -             | -            |                | -                  |
| Capital Spares  |     | -               | -                   | -               | -              | -             | -             | -            |                | -                  |
| Coastal Infrastructure  |     | -               | -                   | -               | -              | -             | -             | -            |                | -                  |
| Sand Pumps  |     | -               | -                   | -               | -              | -             | -             | -            |                | -                  |
| Piers   |     | -               | -                   | -               | -              | -             | -             | -            |                | -                  |
| Revetments  |     | -               | -                   | -               | -              | -             | -             | -            |                | -                  |
| Promenades  |     | -               | -                   | -               | -              | -             | -             | -            |                | -                  |
| Capital Spares  |     | -               | -                   | -               | -              | -             | -             | -            |                | -                  |
| Information and Communication Infrastructure                        |     | -               | -                   | -               | -              | -             | -             | -            |                | -                  |
| Data Centres  |     | -               | -                   | -               | -              | -             | -             | -            |                | -                  |
| Core Layers   |     | -               | -                   | -               | -              | -             | -             | -            |                | -                  |
| Distribution Layers   |     | -               | -                   | -               | -              | -             | -             | -            |                | -                  |
| Capital Spares  |     | -               | -                   | -               | -              | -             | -             | -            |                | -                  |

|  |     |    |    |   |     |    |       |          |    |
|--|-----|----|----|---|-----|----|-------|----------|----|
| <b>Community Assets</b>                | -   | -  | -  | - | -   | -  | -     | -        | -  |
| Community Facilities                   | -   | -  | -  | - | -   | -  | -     | -        | -  |
| Halls                                  | -   | -  | -  | - | -   | -  | -     | -        | -  |
| Centres                                | -   | -  | -  | - | -   | -  | -     | -        | -  |
| Crèches                                | -   | -  | -  | - | -   | -  | -     | -        | -  |
| Clinics/Care Centres                   | -   | -  | -  | - | -   | -  | -     | -        | -  |
| Fire/Ambulance Stations                | -   | -  | -  | - | -   | -  | -     | -        | -  |
| Testing Stations                       | -   | -  | -  | - | -   | -  | -     | -        | -  |
| Museums                                | -   | -  | -  | - | -   | -  | -     | -        | -  |
| Galleries                              | -   | -  | -  | - | -   | -  | -     | -        | -  |
| Theatres                               | -   | -  | -  | - | -   | -  | -     | -        | -  |
| Libraries                              | -   | -  | -  | - | -   | -  | -     | -        | -  |
| Cemeteries/Crematoria                  | -   | -  | -  | - | -   | -  | -     | -        | -  |
| Police                                 | -   | -  | -  | - | -   | -  | -     | -        | -  |
| Parks                                  | -   | -  | -  | - | -   | -  | -     | -        | -  |
| Public Open Space                      | -   | -  | -  | - | -   | -  | -     | -        | -  |
| Nature Reserves                        | -   | -  | -  | - | -   | -  | -     | -        | -  |
| Public Ablution Facilities             | -   | -  | -  | - | -   | -  | -     | -        | -  |
| Markets                                | -   | -  | -  | - | -   | -  | -     | -        | -  |
| Stalls                                 | -   | -  | -  | - | -   | -  | -     | -        | -  |
| Abattoirs                              | -   | -  | -  | - | -   | -  | -     | -        | -  |
| Airports                               | -   | -  | -  | - | -   | -  | -     | -        | -  |
| Taxi Ranks/Bus Terminals               | -   | -  | -  | - | -   | -  | -     | -        | -  |
| Capital Spares                         | -   | -  | -  | - | -   | -  | -     | -        | -  |
| Sport and Recreation Facilities        | -   | -  | -  | - | -   | -  | -     | -        | -  |
| Indoor Facilities                      | -   | -  | -  | - | -   | -  | -     | -        | -  |
| Outdoor Facilities                     | -   | -  | -  | - | -   | -  | -     | -        | -  |
| Capital Spares                         | -   | -  | -  | - | -   | -  | -     | -        | -  |
| <b>Heritage assets</b>                 | -   | -  | -  | - | -   | -  | -     | -        | -  |
| Monuments                              | -   | -  | -  | - | -   | -  | -     | -        | -  |
| Historic Buildings                     | -   | -  | -  | - | -   | -  | -     | -        | -  |
| Works of Art                           | -   | -  | -  | - | -   | -  | -     | -        | -  |
| Conservation Areas                     | -   | -  | -  | - | -   | -  | -     | -        | -  |
| Other Heritage                         | -   | -  | -  | - | -   | -  | -     | -        | -  |
| <b>Investment properties</b>           | -   | -  | -  | - | -   | -  | -     | -        | -  |
| Revenue Generating                     | -   | -  | -  | - | -   | -  | -     | -        | -  |
| Improved Property                      | -   | -  | -  | - | -   | -  | -     | -        | -  |
| Unimproved Property                    | -   | -  | -  | - | -   | -  | -     | -        | -  |
| Non-revenue Generating                 | -   | -  | -  | - | -   | -  | -     | -        | -  |
| Improved Property                      | -   | -  | -  | - | -   | -  | -     | -        | -  |
| Unimproved Property                    | -   | -  | -  | - | -   | -  | -     | -        | -  |
| <b>Other assets</b>                    | 457 | 50 | 50 | - | 998 | 21 | (977) | -4689.2% | 50 |
| Operational Buildings                  | 457 | 50 | 50 | - | 998 | 21 | (977) | -4689.2% | 50 |
| Municipal Offices                      | -   | -  | -  | - | -   | -  | -     | -        | -  |
| Pay/Enquiry Points                     | -   | -  | -  | - | -   | -  | -     | -        | -  |
| Building Plan Offices                  | 457 | 50 | 50 | - | 998 | 21 | (977) | -4689.2% | 50 |
| Workshops                              | -   | -  | -  | - | -   | -  | -     | -        | -  |
| Yards                                  | -   | -  | -  | - | -   | -  | -     | -        | -  |
| Stores                                 | -   | -  | -  | - | -   | -  | -     | -        | -  |
| Laboratories                           | -   | -  | -  | - | -   | -  | -     | -        | -  |
| Training Centres                       | -   | -  | -  | - | -   | -  | -     | -        | -  |
| Manufacturing Plant                    | -   | -  | -  | - | -   | -  | -     | -        | -  |
| Depots                                 | -   | -  | -  | - | -   | -  | -     | -        | -  |
| Capital Spares                         | -   | -  | -  | - | -   | -  | -     | -        | -  |
| Housing                                | -   | -  | -  | - | -   | -  | -     | -        | -  |
| Staff Housing                          | -   | -  | -  | - | -   | -  | -     | -        | -  |
| Social Housing                         | -   | -  | -  | - | -   | -  | -     | -        | -  |
| Capital Spares                         | -   | -  | -  | - | -   | -  | -     | -        | -  |
| <b>Biological or Cultivated Assets</b> | -   | -  | -  | - | -   | -  | -     | -        | -  |
| Biological or Cultivated Assets        | -   | -  | -  | - | -   | -  | -     | -        | -  |
| <b>Intangible Assets</b>               | -   | -  | -  | - | -   | -  | -     | -        | -  |
| Servitudes                             | -   | -  | -  | - | -   | -  | -     | -        | -  |
| Licences and Rights                    | -   | -  | -  | - | -   | -  | -     | -        | -  |
| Water Rights                           | -   | -  | -  | - | -   | -  | -     | -        | -  |
| Effluent Licenses                      | -   | -  | -  | - | -   | -  | -     | -        | -  |
| Solid Waste Licenses                   | -   | -  | -  | - | -   | -  | -     | -        | -  |
| Computer Software and Applications     | -   | -  | -  | - | -   | -  | -     | -        | -  |
| Load Settlement Software Applications  | -   | -  | -  | - | -   | -  | -     | -        | -  |
| Unspecified                            | -   | -  | -  | - | -   | -  | -     | -        | -  |

|  |   |     |     |     |    |       |    |         |          |     |
|--|---|-----|-----|-----|----|-------|----|---------|----------|-----|
| <b>Computer Equipment</b>                        |   | -   | -   | -   | -  | -     | -  | -       | -        | -   |
| Computer Equipment                               |   | -   | -   | -   | -  | -     | -  | -       | -        | -   |
| <b>Furniture and Office Equipment</b>            |   | 124 | 50  | 50  | 5  | 68    | 21 | (47)    | -226.1%  | 50  |
| Furniture and Office Equipment                   |   | 124 | 50  | 50  | 5  | 68    | 21 | (47)    | -226.1%  | 50  |
| <b>Machinery and Equipment</b>                   |   | 17  | 40  | 40  | -  | 3     | 17 | 14      | 82.8%    | 40  |
| Machinery and Equipment                          |   | 17  | 40  | 40  | -  | 3     | 17 | 14      | 82.8%    | 40  |
| <b>Transport Assets</b>                          |   | 35  | -   | -   | 11 | 32    | -  | (32)    | #DIV/0!  | -   |
| Transport Assets                                 |   | 35  | -   | -   | 11 | 32    | -  | (32)    | #DIV/0!  | -   |
| <b>Land</b>                                      |   | -   | -   | -   | -  | -     | -  | -       | -        | -   |
| Land   |   | -   | -   | -   | -  | -     | -  | -       | -        | -   |
| <b>Zoo's, Marine and Non-biological Animals</b>  |   | -   | -   | -   | -  | -     | -  | -       | -        | -   |
| Zoo's, Marine and Non-biological Animals         |   | -   | -   | -   | -  | -     | -  | -       | -        | -   |
| <b>Living resources</b>                          |   | -   | -   | -   | -  | -     | -  | -       | -        | -   |
| Mature   |   | -   | -   | -   | -  | -     | -  | -       | -        | -   |
| Policing and Protection                          |   | -   | -   | -   | -  | -     | -  | -       | -        | -   |
| Zoological plants and animals                    |   | -   | -   | -   | -  | -     | -  | -       | -        | -   |
| Immature   |   | -   | -   | -   | -  | -     | -  | -       | -        | -   |
| Policing and Protection                          |   | -   | -   | -   | -  | -     | -  | -       | -        | -   |
| Zoological plants and animals                    |   | -   | -   | -   | -  | -     | -  | -       | -        | -   |
| <b>Total Repairs and Maintenance Expenditure</b> | 1 | 633 | 140 | 140 | 16 | 1,101 | 58 | (1,042) | -1786.5% | 140 |

DC16 Xhariep - Supporting Table SC13d Monthly Budget Statement - depreciation by asset class - M05 November

| Description                                  | Ref      | 2023/24         | Budget Year 2024/25 |                 |                |               |               |              |                |                    |
|--|----------|-----------------|---------------------|-----------------|----------------|---------------|---------------|--------------|----------------|--------------------|
|  |          | Audited Outcome | Original Budget     | Adjusted Budget | Monthly actual | YearTD actual | YearTD budget | YTD variance | YTD variance % | Full Year Forecast |
| <b>R thousands</b>                           | <b>1</b> |                 |                     |                 |                |               |               |              |                |                    |
| <b>Depreciation by Asset Class/Sub-class</b> |          |                 |                     |                 |                |               |               |              |                |                    |
| <b>Infrastructure</b>                        |          | -               | -                   | -               | -              | -             | -             | -            | -              | -                  |
| Roads Infrastructure                         |          | -               | -                   | -               | -              | -             | -             | -            | -              | -                  |
| Roads  |          | -               | -                   | -               | -              | -             | -             | -            | -              | -                  |
| Road Structures                              |          | -               | -                   | -               | -              | -             | -             | -            | -              | -                  |
| Road Furniture                               |          | -               | -                   | -               | -              | -             | -             | -            | -              | -                  |
| Capital Spares                               |          | -               | -                   | -               | -              | -             | -             | -            | -              | -                  |
| Storm water Infrastructure                   |          | -               | -                   | -               | -              | -             | -             | -            | -              | -                  |
| Drainage Collection                          |          | -               | -                   | -               | -              | -             | -             | -            | -              | -                  |
| Storm water Conveyance                       |          | -               | -                   | -               | -              | -             | -             | -            | -              | -                  |
| Attenuation                                  |          | -               | -                   | -               | -              | -             | -             | -            | -              | -                  |
| Electrical Infrastructure                    |          | -               | -                   | -               | -              | -             | -             | -            | -              | -                  |
| Power Plants                                 |          | -               | -                   | -               | -              | -             | -             | -            | -              | -                  |
| HV Substations                               |          | -               | -                   | -               | -              | -             | -             | -            | -              | -                  |
| HV Switching Station                         |          | -               | -                   | -               | -              | -             | -             | -            | -              | -                  |
| HV Transmission Conductors                   |          | -               | -                   | -               | -              | -             | -             | -            | -              | -                  |
| MV Substations                               |          | -               | -                   | -               | -              | -             | -             | -            | -              | -                  |
| MV Switching Stations                        |          | -               | -                   | -               | -              | -             | -             | -            | -              | -                  |
| MV Networks                                  |          | -               | -                   | -               | -              | -             | -             | -            | -              | -                  |
| LV Networks                                  |          | -               | -                   | -               | -              | -             | -             | -            | -              | -                  |
| Capital Spares                               |          | -               | -                   | -               | -              | -             | -             | -            | -              | -                  |
| Water Supply Infrastructure                  |          | -               | -                   | -               | -              | -             | -             | -            | -              | -                  |
| Dams and Weirs                               |          | -               | -                   | -               | -              | -             | -             | -            | -              | -                  |
| Boreholes                                    |          | -               | -                   | -               | -              | -             | -             | -            | -              | -                  |
| Reservoirs                                   |          | -               | -                   | -               | -              | -             | -             | -            | -              | -                  |
| Pump Stations                                |          | -               | -                   | -               | -              | -             | -             | -            | -              | -                  |
| Water Treatment Works                        |          | -               | -                   | -               | -              | -             | -             | -            | -              | -                  |
| Bulk Mains                                   |          | -               | -                   | -               | -              | -             | -             | -            | -              | -                  |
| Distribution                                 |          | -               | -                   | -               | -              | -             | -             | -            | -              | -                  |
| Distribution Points                          |          | -               | -                   | -               | -              | -             | -             | -            | -              | -                  |
| PRV Stations                                 |          | -               | -                   | -               | -              | -             | -             | -            | -              | -                  |
| Capital Spares                               |          | -               | -                   | -               | -              | -             | -             | -            | -              | -                  |
| Sanitation Infrastructure                    |          | -               | -                   | -               | -              | -             | -             | -            | -              | -                  |
| Pump Station                                 |          | -               | -                   | -               | -              | -             | -             | -            | -              | -                  |
| Reticulation                                 |          | -               | -                   | -               | -              | -             | -             | -            | -              | -                  |
| Waste Water Treatment Works                  |          | -               | -                   | -               | -              | -             | -             | -            | -              | -                  |
| Outfall Sewers                               |          | -               | -                   | -               | -              | -             | -             | -            | -              | -                  |
| Toilet Facilities                            |          | -               | -                   | -               | -              | -             | -             | -            | -              | -                  |
| Capital Spares                               |          | -               | -                   | -               | -              | -             | -             | -            | -              | -                  |
| Solid Waste Infrastructure                   |          | -               | -                   | -               | -              | -             | -             | -            | -              | -                  |
| Landfill Sites                               |          | -               | -                   | -               | -              | -             | -             | -            | -              | -                  |
| Waste Transfer Stations                      |          | -               | -                   | -               | -              | -             | -             | -            | -              | -                  |
| Waste Processing Facilities                  |          | -               | -                   | -               | -              | -             | -             | -            | -              | -                  |
| Waste Drop-off Points                        |          | -               | -                   | -               | -              | -             | -             | -            | -              | -                  |
| Waste Separation Facilities                  |          | -               | -                   | -               | -              | -             | -             | -            | -              | -                  |
| Electricity Generation Facilities            |          | -               | -                   | -               | -              | -             | -             | -            | -              | -                  |
| Capital Spares                               |          | -               | -                   | -               | -              | -             | -             | -            | -              | -                  |
| Rail Infrastructure                          |          | -               | -                   | -               | -              | -             | -             | -            | -              | -                  |
| Rail Lines                                   |          | -               | -                   | -               | -              | -             | -             | -            | -              | -                  |
| Rail Structures                              |          | -               | -                   | -               | -              | -             | -             | -            | -              | -                  |
| Rail Furniture                               |          | -               | -                   | -               | -              | -             | -             | -            | -              | -                  |
| Drainage Collection                          |          | -               | -                   | -               | -              | -             | -             | -            | -              | -                  |
| Storm water Conveyance                       |          | -               | -                   | -               | -              | -             | -             | -            | -              | -                  |
| Attenuation                                  |          | -               | -                   | -               | -              | -             | -             | -            | -              | -                  |
| MV Substations                               |          | -               | -                   | -               | -              | -             | -             | -            | -              | -                  |
| LV Networks                                  |          | -               | -                   | -               | -              | -             | -             | -            | -              | -                  |
| Capital Spares                               |          | -               | -                   | -               | -              | -             | -             | -            | -              | -                  |
| Coastal Infrastructure                       |          | -               | -                   | -               | -              | -             | -             | -            | -              | -                  |
| Sand Pumps                                   |          | -               | -                   | -               | -              | -             | -             | -            | -              | -                  |
| Piers  |          | -               | -                   | -               | -              | -             | -             | -            | -              | -                  |
| Revetments                                   |          | -               | -                   | -               | -              | -             | -             | -            | -              | -                  |
| Promenades                                   |          | -               | -                   | -               | -              | -             | -             | -            | -              | -                  |
| Capital Spares                               |          | -               | -                   | -               | -              | -             | -             | -            | -              | -                  |
| Information and Communication Infrastructure |          | -               | -                   | -               | -              | -             | -             | -            | -              | -                  |
| Data Centres                                 |          | -               | -                   | -               | -              | -             | -             | -            | -              | -                  |
| Core Layers                                  |          | -               | -                   | -               | -              | -             | -             | -            | -              | -                  |
| Distribution Layers                          |          | -               | -                   | -               | -              | -             | -             | -            | -              | -                  |
| Capital Spares                               |          | -               | -                   | -               | -              | -             | -             | -            | -              | -                  |



|                                 |     |     |     |   |   |    |    |        |     |
|---------------------------------|-----|-----|-----|---|---|----|----|--------|-----|
| <b>Community Assets</b>         | -   | -   | -   | - | - | -  | -  | -      | -   |
| Community Facilities            | -   | -   | -   | - | - | -  | -  | -      | -   |
| Halls                           | -   | -   | -   | - | - | -  | -  | -      | -   |
| Centres                         | -   | -   | -   | - | - | -  | -  | -      | -   |
| Crèches                         | -   | -   | -   | - | - | -  | -  | -      | -   |
| Clinics/Care Centres            | -   | -   | -   | - | - | -  | -  | -      | -   |
| Fire/Ambulance Stations         | -   | -   | -   | - | - | -  | -  | -      | -   |
| Testing Stations                | -   | -   | -   | - | - | -  | -  | -      | -   |
| Museums                         | -   | -   | -   | - | - | -  | -  | -      | -   |
| Galleries                       | -   | -   | -   | - | - | -  | -  | -      | -   |
| Theatres                        | -   | -   | -   | - | - | -  | -  | -      | -   |
| Libraries                       | -   | -   | -   | - | - | -  | -  | -      | -   |
| Cemeteries/Crematoria           | -   | -   | -   | - | - | -  | -  | -      | -   |
| Police                          | -   | -   | -   | - | - | -  | -  | -      | -   |
| Parks                           | -   | -   | -   | - | - | -  | -  | -      | -   |
| Public Open Space               | -   | -   | -   | - | - | -  | -  | -      | -   |
| Nature Reserves                 | -   | -   | -   | - | - | -  | -  | -      | -   |
| Public Ablution Facilities      | -   | -   | -   | - | - | -  | -  | -      | -   |
| Markets                         | -   | -   | -   | - | - | -  | -  | -      | -   |
| Stalls                          | -   | -   | -   | - | - | -  | -  | -      | -   |
| Abattoirs                       | -   | -   | -   | - | - | -  | -  | -      | -   |
| Airports                        | -   | -   | -   | - | - | -  | -  | -      | -   |
| Taxi Ranks/Bus Terminals        | -   | -   | -   | - | - | -  | -  | -      | -   |
| Capital Spares                  | -   | -   | -   | - | - | -  | -  | -      | -   |
| Sport and Recreation Facilities | -   | -   | -   | - | - | -  | -  | -      | -   |
| Indoor Facilities               | -   | -   | -   | - | - | -  | -  | -      | -   |
| Outdoor Facilities              | -   | -   | -   | - | - | -  | -  | -      | -   |
| Capital Spares                  | -   | -   | -   | - | - | -  | -  | -      | -   |
| <b>Heritage assets</b>          | -   | -   | -   | - | - | -  | -  | -      | -   |
| Monuments                       | -   | -   | -   | - | - | -  | -  | -      | -   |
| Historic Buildings              | -   | -   | -   | - | - | -  | -  | -      | -   |
| Works of Art                    | -   | -   | -   | - | - | -  | -  | -      | -   |
| Conservation Areas              | -   | -   | -   | - | - | -  | -  | -      | -   |
| Other Heritage                  | -   | -   | -   | - | - | -  | -  | -      | -   |
| <b>Investment properties</b>    | -   | -   | -   | - | - | -  | -  | -      | -   |
| Revenue Generating              | -   | -   | -   | - | - | -  | -  | -      | -   |
| Improved Property               | -   | -   | -   | - | - | -  | -  | -      | -   |
| Unimproved Property             | -   | -   | -   | - | - | -  | -  | -      | -   |
| Non-revenue Generating          | -   | -   | -   | - | - | -  | -  | -      | -   |
| Improved Property               | -   | -   | -   | - | - | -  | -  | -      | -   |
| Unimproved Property             | -   | -   | -   | - | - | -  | -  | -      | -   |
| <b>Other assets</b>             | 613 | 150 | 150 | - | - | 63 | 63 | 100.0% | 150 |
| Operational Buildings           | 613 | 150 | 150 | - | - | 63 | 63 | 100.0% | 150 |
| Municipal Offices               | 613 | 150 | 150 | - | - | 63 | 63 | 100.0% | 150 |
| Pay/Enquiry Points              | -   | -   | -   | - | - | -  | -  | -      | -   |
| Building Plan Offices           | -   | -   | -   | - | - | -  | -  | -      | -   |
| Workshops                       | -   | -   | -   | - | - | -  | -  | -      | -   |
| Yards                           | -   | -   | -   | - | - | -  | -  | -      | -   |
| Stores                          | -   | -   | -   | - | - | -  | -  | -      | -   |
| Laboratories                    | -   | -   | -   | - | - | -  | -  | -      | -   |
| Training Centres                | -   | -   | -   | - | - | -  | -  | -      | -   |
| Manufacturing Plant             | -   | -   | -   | - | - | -  | -  | -      | -   |
| Depots                          | -   | -   | -   | - | - | -  | -  | -      | -   |
| Capital Spares                  | -   | -   | -   | - | - | -  | -  | -      | -   |
| Housing                         | -   | -   | -   | - | - | -  | -  | -      | -   |
| Staff Housing                   | -   | -   | -   | - | - | -  | -  | -      | -   |
| Social Housing                  | -   | -   | -   | - | - | -  | -  | -      | -   |
| Capital Spares                  | -   | -   | -   | - | - | -  | -  | -      | -   |

|   |   |       |     |     |   |   |     |     |        |     |
|---|---|-------|-----|-----|---|---|-----|-----|--------|-----|
| <b>Biological or Cultivated Assets</b>          |   | -     | -   | -   | - | - | -   | -   | -      | -   |
| Biological or Cultivated Assets                 |   | -     | -   | -   | - | - | -   | -   | -      | -   |
|   | 1 | -     | -   | -   | - | - | -   | -   | -      | -   |
| Servitudes                                      |   | -     | -   | -   | - | - | -   | -   | -      | -   |
| Licences and Rights                             | 1 | -     | -   | -   | - | - | -   | -   | -      | -   |
| Water Rights                                    |   | -     | -   | -   | - | - | -   | -   | -      | -   |
| Effluent Licenses                               |   | -     | -   | -   | - | - | -   | -   | -      | -   |
| Solid Waste Licenses                            |   | -     | -   | -   | - | - | -   | -   | -      | -   |
| Computer Software and Applications              | 1 | -     | -   | -   | - | - | -   | -   | -      | -   |
| Load Settlement Software Applications           |   | -     | -   | -   | - | - | -   | -   | -      | -   |
| Unspecified                                     |   | -     | -   | -   | - | - | -   | -   | -      | -   |
| <b>Computer Equipment</b>                       |   | 161   | 50  | 50  | - | - | 21  | 21  | 100.0% | 50  |
| Computer Equipment                              |   | 161   | 50  | 50  | - | - | 21  | 21  | 100.0% | 50  |
| <b>Furniture and Office Equipment</b>           |   | 191   | 100 | 100 | - | - | 42  | 42  | 100.0% | 100 |
| Furniture and Office Equipment                  |   | 191   | 100 | 100 | - | - | 42  | 42  | 100.0% | 100 |
| <b>Machinery and Equipment</b>                  |   | -     | 100 | 100 | - | - | 42  | 42  | 100.0% | 100 |
| Machinery and Equipment                         |   | -     | 100 | 100 | - | - | 42  | 42  | 100.0% | 100 |
| <b>Transport Assets</b>                         |   | 239   | 100 | 100 | - | - | 42  | 42  | 100.0% | 100 |
| Transport Assets                                |   | 239   | 100 | 100 | - | - | 42  | 42  | 100.0% | 100 |
| <b>Land</b>                                     |   | -     | -   | -   | - | - | -   | -   | -      | -   |
| Land  |   | -     | -   | -   | - | - | -   | -   | -      | -   |
| <b>Zoo's, Marine and Non-biological Animals</b> |   | -     | -   | -   | - | - | -   | -   | -      | -   |
| Zoo's, Marine and Non-biological Animals        |   | -     | -   | -   | - | - | -   | -   | -      | -   |
| <b>Living resources</b>                         |   | -     | -   | -   | - | - | -   | -   | -      | -   |
| Mature  |   | -     | -   | -   | - | - | -   | -   | -      | -   |
| Policing and Protection                         |   | -     | -   | -   | - | - | -   | -   | -      | -   |
| Zoological plants and animals                   |   | -     | -   | -   | - | - | -   | -   | -      | -   |
| Immature  |   | -     | -   | -   | - | - | -   | -   | -      | -   |
| Policing and Protection                         |   | -     | -   | -   | - | - | -   | -   | -      | -   |
| Zoological plants and animals                   |   | -     | -   | -   | - | - | -   | -   | -      | -   |
| <b>Total Depreciation</b>                       | 1 | 1,205 | 500 | 500 | - | - | 208 | 208 | 100.0% | 500 |

DC16 Xhariep - Supporting Table SC13e Monthly Budget Statement - capital expenditure on upgrading of existing assets by asset class - M05 November

| Description   | Ref      | 2023/24         | Budget Year 2024/25 |                 |                |               |               |              |                |                    |
|---|----------|-----------------|---------------------|-----------------|----------------|---------------|---------------|--------------|----------------|--------------------|
|   |          | Audited Outcome | Original Budget     | Adjusted Budget | Monthly actual | YearTD actual | YearTD budget | YTD variance | YTD variance % | Full Year Forecast |
| <b>R thousands</b>  | <b>1</b> |                 |                     |                 |                |               |               |              |                |                    |
| <b>Capital expenditure on upgrading of existing assets by Asset Class/Sub-class</b> |          |                 |                     |                 |                |               |               |              |                |                    |
| <b>Infrastructure</b>   |          | -               | -                   | -               | -              | -             | -             | -            | -              | -                  |
| Roads Infrastructure  |          | -               | -                   | -               | -              | -             | -             | -            | -              | -                  |
| Roads   |          | -               | -                   | -               | -              | -             | -             | -            | -              | -                  |
| Road Structures   |          | -               | -                   | -               | -              | -             | -             | -            | -              | -                  |
| Road Furniture  |          | -               | -                   | -               | -              | -             | -             | -            | -              | -                  |
| Capital Spares  |          | -               | -                   | -               | -              | -             | -             | -            | -              | -                  |
| Storm water Infrastructure  |          | -               | -                   | -               | -              | -             | -             | -            | -              | -                  |
| Drainage Collection   |          | -               | -                   | -               | -              | -             | -             | -            | -              | -                  |
| Storm water Conveyance  |          | -               | -                   | -               | -              | -             | -             | -            | -              | -                  |
| Attenuation   |          | -               | -                   | -               | -              | -             | -             | -            | -              | -                  |
| Electrical Infrastructure   |          | -               | -                   | -               | -              | -             | -             | -            | -              | -                  |
| Power Plants  |          | -               | -                   | -               | -              | -             | -             | -            | -              | -                  |
| HV Substations  |          | -               | -                   | -               | -              | -             | -             | -            | -              | -                  |
| HV Switching Station  |          | -               | -                   | -               | -              | -             | -             | -            | -              | -                  |
| HV Transmission Conductors  |          | -               | -                   | -               | -              | -             | -             | -            | -              | -                  |
| MV Substations  |          | -               | -                   | -               | -              | -             | -             | -            | -              | -                  |
| MV Switching Stations   |          | -               | -                   | -               | -              | -             | -             | -            | -              | -                  |
| MV Networks   |          | -               | -                   | -               | -              | -             | -             | -            | -              | -                  |
| LV Networks   |          | -               | -                   | -               | -              | -             | -             | -            | -              | -                  |
| Capital Spares  |          | -               | -                   | -               | -              | -             | -             | -            | -              | -                  |
| Water Supply Infrastructure   |          | -               | -                   | -               | -              | -             | -             | -            | -              | -                  |
| Dams and Weirs  |          | -               | -                   | -               | -              | -             | -             | -            | -              | -                  |
| Boreholes   |          | -               | -                   | -               | -              | -             | -             | -            | -              | -                  |
| Reservoirs  |          | -               | -                   | -               | -              | -             | -             | -            | -              | -                  |
| Pump Stations   |          | -               | -                   | -               | -              | -             | -             | -            | -              | -                  |
| Water Treatment Works   |          | -               | -                   | -               | -              | -             | -             | -            | -              | -                  |
| Bulk Mains  |          | -               | -                   | -               | -              | -             | -             | -            | -              | -                  |
| Distribution  |          | -               | -                   | -               | -              | -             | -             | -            | -              | -                  |
| Distribution Points   |          | -               | -                   | -               | -              | -             | -             | -            | -              | -                  |
| PRV Stations  |          | -               | -                   | -               | -              | -             | -             | -            | -              | -                  |
| Capital Spares  |          | -               | -                   | -               | -              | -             | -             | -            | -              | -                  |
| Sanitation Infrastructure   |          | -               | -                   | -               | -              | -             | -             | -            | -              | -                  |
| Pump Station  |          | -               | -                   | -               | -              | -             | -             | -            | -              | -                  |
| Reticulation  |          | -               | -                   | -               | -              | -             | -             | -            | -              | -                  |
| Waste Water Treatment Works   |          | -               | -                   | -               | -              | -             | -             | -            | -              | -                  |
| Outfall Sewers  |          | -               | -                   | -               | -              | -             | -             | -            | -              | -                  |
| Toilet Facilities   |          | -               | -                   | -               | -              | -             | -             | -            | -              | -                  |
| Capital Spares  |          | -               | -                   | -               | -              | -             | -             | -            | -              | -                  |
| Solid Waste Infrastructure  |          | -               | -                   | -               | -              | -             | -             | -            | -              | -                  |
| Landfill Sites  |          | -               | -                   | -               | -              | -             | -             | -            | -              | -                  |
| Waste Transfer Stations   |          | -               | -                   | -               | -              | -             | -             | -            | -              | -                  |
| Waste Processing Facilities   |          | -               | -                   | -               | -              | -             | -             | -            | -              | -                  |
| Waste Drop-off Points   |          | -               | -                   | -               | -              | -             | -             | -            | -              | -                  |
| Waste Separation Facilities   |          | -               | -                   | -               | -              | -             | -             | -            | -              | -                  |
| Electricity Generation Facilities   |          | -               | -                   | -               | -              | -             | -             | -            | -              | -                  |
| Capital Spares  |          | -               | -                   | -               | -              | -             | -             | -            | -              | -                  |
| Rail Infrastructure   |          | -               | -                   | -               | -              | -             | -             | -            | -              | -                  |
| Rail Lines  |          | -               | -                   | -               | -              | -             | -             | -            | -              | -                  |
| Rail Structures   |          | -               | -                   | -               | -              | -             | -             | -            | -              | -                  |
| Rail Furniture  |          | -               | -                   | -               | -              | -             | -             | -            | -              | -                  |
| Drainage Collection   |          | -               | -                   | -               | -              | -             | -             | -            | -              | -                  |
| Storm water Conveyance  |          | -               | -                   | -               | -              | -             | -             | -            | -              | -                  |
| Attenuation   |          | -               | -                   | -               | -              | -             | -             | -            | -              | -                  |
| MV Substations  |          | -               | -                   | -               | -              | -             | -             | -            | -              | -                  |
| LV Networks   |          | -               | -                   | -               | -              | -             | -             | -            | -              | -                  |
| Capital Spares  |          | -               | -                   | -               | -              | -             | -             | -            | -              | -                  |
| Coastal Infrastructure  |          | -               | -                   | -               | -              | -             | -             | -            | -              | -                  |
| Sand Pumps  |          | -               | -                   | -               | -              | -             | -             | -            | -              | -                  |
| Piers   |          | -               | -                   | -               | -              | -             | -             | -            | -              | -                  |
| Revetments  |          | -               | -                   | -               | -              | -             | -             | -            | -              | -                  |
| Promenades  |          | -               | -                   | -               | -              | -             | -             | -            | -              | -                  |
| Capital Spares  |          | -               | -                   | -               | -              | -             | -             | -            | -              | -                  |
| Information and Communication Infrastructure  |          | -               | -                   | -               | -              | -             | -             | -            | -              | -                  |
| Data Centres  |          | -               | -                   | -               | -              | -             | -             | -            | -              | -                  |
| Core Layers   |          | -               | -                   | -               | -              | -             | -             | -            | -              | -                  |
| Distribution Layers   |          | -               | -                   | -               | -              | -             | -             | -            | -              | -                  |
| Capital Spares  |          | -               | -                   | -               | -              | -             | -             | -            | -              | -                  |

|  |   |   |   |   |   |   |   |   |
|--|---|---|---|---|---|---|---|---|
| <b>Community Assets</b>                | - | - | - | - | - | - | - | - |
| Community Facilities                   | - | - | - | - | - | - | - | - |
| Halls                                  | - | - | - | - | - | - | - | - |
| Centres                                | - | - | - | - | - | - | - | - |
| Crèches                                | - | - | - | - | - | - | - | - |
| Clinics/Care Centres                   | - | - | - | - | - | - | - | - |
| Fire/Ambulance Stations                | - | - | - | - | - | - | - | - |
| Testing Stations                       | - | - | - | - | - | - | - | - |
| Museums                                | - | - | - | - | - | - | - | - |
| Galleries                              | - | - | - | - | - | - | - | - |
| Theatres                               | - | - | - | - | - | - | - | - |
| Libraries                              | - | - | - | - | - | - | - | - |
| Cemeteries/Crematoria                  | - | - | - | - | - | - | - | - |
| Police                                 | - | - | - | - | - | - | - | - |
| Parks                                  | - | - | - | - | - | - | - | - |
| Public Open Space                      | - | - | - | - | - | - | - | - |
| Nature Reserves                        | - | - | - | - | - | - | - | - |
| Public Ablution Facilities             | - | - | - | - | - | - | - | - |
| Markets                                | - | - | - | - | - | - | - | - |
| Stalls                                 | - | - | - | - | - | - | - | - |
| Abattoirs                              | - | - | - | - | - | - | - | - |
| Airports                               | - | - | - | - | - | - | - | - |
| Taxi Ranks/Bus Terminals               | - | - | - | - | - | - | - | - |
| Capital Spares                         | - | - | - | - | - | - | - | - |
| Sport and Recreation Facilities        | - | - | - | - | - | - | - | - |
| Indoor Facilities                      | - | - | - | - | - | - | - | - |
| Outdoor Facilities                     | - | - | - | - | - | - | - | - |
| Capital Spares                         | - | - | - | - | - | - | - | - |
| <b>Heritage assets</b>                 | - | - | - | - | - | - | - | - |
| Monuments                              | - | - | - | - | - | - | - | - |
| Historic Buildings                     | - | - | - | - | - | - | - | - |
| Works of Art                           | - | - | - | - | - | - | - | - |
| Conservation Areas                     | - | - | - | - | - | - | - | - |
| Other Heritage                         | - | - | - | - | - | - | - | - |
| <b>Investment properties</b>           | - | - | - | - | - | - | - | - |
| Revenue Generating                     | - | - | - | - | - | - | - | - |
| Improved Property                      | - | - | - | - | - | - | - | - |
| Unimproved Property                    | - | - | - | - | - | - | - | - |
| Non-revenue Generating                 | - | - | - | - | - | - | - | - |
| Improved Property                      | - | - | - | - | - | - | - | - |
| Unimproved Property                    | - | - | - | - | - | - | - | - |
| <b>Other assets</b>                    | - | - | - | - | - | - | - | - |
| Operational Buildings                  | - | - | - | - | - | - | - | - |
| Municipal Offices                      | - | - | - | - | - | - | - | - |
| Pay/Enquiry Points                     | - | - | - | - | - | - | - | - |
| Building Plan Offices                  | - | - | - | - | - | - | - | - |
| Workshops                              | - | - | - | - | - | - | - | - |
| Yards                                  | - | - | - | - | - | - | - | - |
| Stores                                 | - | - | - | - | - | - | - | - |
| Laboratories                           | - | - | - | - | - | - | - | - |
| Training Centres                       | - | - | - | - | - | - | - | - |
| Manufacturing Plant                    | - | - | - | - | - | - | - | - |
| Depots                                 | - | - | - | - | - | - | - | - |
| Capital Spares                         | - | - | - | - | - | - | - | - |
| Housing                                | - | - | - | - | - | - | - | - |
| Staff Housing                          | - | - | - | - | - | - | - | - |
| Social Housing                         | - | - | - | - | - | - | - | - |
| Capital Spares                         | - | - | - | - | - | - | - | - |
| <b>Biological or Cultivated Assets</b> | - | - | - | - | - | - | - | - |
| Biological or Cultivated Assets        | - | - | - | - | - | - | - | - |
| <b>Intangible Assets</b>               | - | - | - | - | - | - | - | - |
| Servitudes                             | - | - | - | - | - | - | - | - |
| Licences and Rights                    | - | - | - | - | - | - | - | - |
| Water Rights                           | - | - | - | - | - | - | - | - |
| Effluent Licenses                      | - | - | - | - | - | - | - | - |
| Solid Waste Licenses                   | - | - | - | - | - | - | - | - |
| Computer Software and Applications     | - | - | - | - | - | - | - | - |
| Load Settlement Software Applications  | - | - | - | - | - | - | - | - |
| Unspecified                            | - | - | - | - | - | - | - | - |
| <b>Computer Equipment</b>              | - | - | - | - | - | - | - | - |
| Computer Equipment                     | - | - | - | - | - | - | - | - |
| <b>Furniture and Office Equipment</b>  | - | - | - | - | - | - | - | - |
| Furniture and Office Equipment         | - | - | - | - | - | - | - | - |
| <b>Machinery and Equipment</b>         | - | - | - | - | - | - | - | - |
| Machinery and Equipment                | - | - | - | - | - | - | - | - |

|  |   |   |   |   |   |   |   |   |   |
|--|---|---|---|---|---|---|---|---|---|
| <b>Transport Assets</b>  |   | - | - | - | - | - | - | - | - |
| Transport Assets   |   | - | - | - | - | - | - | - | - |
| <b>Land</b>  |   | - | - | - | - | - | - | - | - |
| Land   |   | - | - | - | - | - | - | - | - |
| <b>Zoo's, Marine and Non-biological Animals</b>                  |   | - | - | - | - | - | - | - | - |
| Zoo's, Marine and Non-biological Animals                         |   | - | - | - | - | - | - | - | - |
| <b>Living resources</b>  |   | - | - | - | - | - | - | - | - |
| Mature   |   | - | - | - | - | - | - | - | - |
| Policing and Protection  |   | - | - | - | - | - | - | - | - |
| Zoological plants and animals                                    |   | - | - | - | - | - | - | - | - |
| Immature   |   | - | - | - | - | - | - | - | - |
| Policing and Protection  |   | - | - | - | - | - | - | - | - |
| Zoological plants and animals                                    |   | - | - | - | - | - | - | - | - |
| <b>Total Capital Expenditure on upgrading of existing assets</b> | 1 | - | - | - | - | - | - | - | - |

#### References

1. Total Capital Expenditure on new assets (SC13a) plus Total Capital Expenditure on renewal of existing assets (SC13b) plus Total Capital Expenditure on upgrading of existing assets (SC13e) must reconcile to total capital expenditure in Table C5

**Chart C1 2024/25 Capital Expenditure Monthly Trend: actual v target**

| Month | 2023/24 | Original Budge | Adjusted Bude | Monthly actual |
|-------|---------|----------------|---------------|----------------|
| Jul   | 207     | 17             | 32            | 23             |
| Aug   | 207     | 17             | 32            | 66             |
| Sep   | 207     | 17             | 32            | -              |
| Oct   | 207     | 17             | 32            | -              |
| Nov   | 207     | 17             | 32            | -              |
| Dec   | 207     | 17             | 32            | 24             |
| Jan   | 207     | 17             | 32            | -              |
| Feb   | 207     | 17             | 32            | -              |
| Mar   | 207     | 17             | 32            | -              |
| Apr   | 207     | 17             | 32            | -              |
| May   | 207     | 17             | 32            | -              |
| Jun   | 207     | 17             | 32            | -              |

**Chart C2 2024/25 Capital Expenditure: YTD actual v YTD target**

| Month | YearTD actual | YearTD budget |
|-------|---------------|---------------|
| Jul   | 23            | 32            |
| Aug   | 90            | 63            |
| Sep   | 95            | 95            |
| Oct   | 127           | 127           |
| Nov   | 158           | 158           |
| Dec   | 190           | 190           |
| Jan   | #VALUE!       | 222           |
| Feb   |               | 253           |
| Mar   |               | 285           |
| Apr   |               | 317           |
| May   |               | 348           |
| Jun   |               | 380           |

**Chart C3 Aged Consumer Debtors Analysis**

|                   | 0-30 Days | 31-60 Days | 61-90 Days | 91-120 Days | 121-150 Dys | 151-180 Dys | 181 Dys-1 Yr | Over 1Yr |
|-------------------|-----------|------------|------------|-------------|-------------|-------------|--------------|----------|
| Budget Year 2024/ | 70        | -          | 123        | -           | 102         | -           | 1,620        | 7,671    |
| 2023/24           | -         | -          | -          | -           | -           | -           | -            | -        |

Chart C1 2024/25 Capital Expenditure Monthly Trend: actual v target

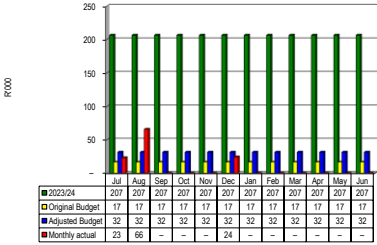


Chart C2 2024/25 Capital Expenditure: YTD actual v YTD target

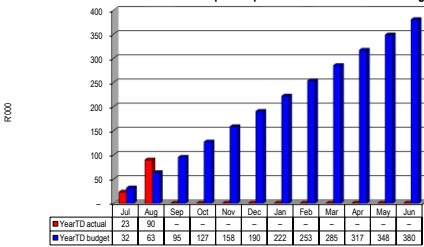
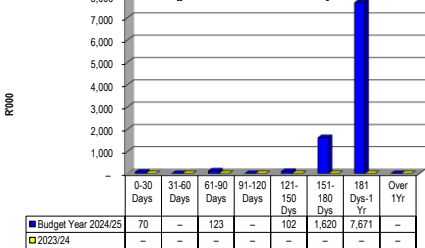
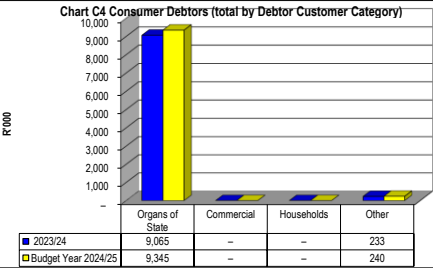


Chart C3 Aged Consumer Debtors Analysis



| Chart C4 Consumer Debtors (total by Debtor Customer Category) |         |                     |
|---|---------|---------------------|
|   | 2023/24 | Budget Year 2024/25 |
| Organs of State   | 9,065   | 9,345               |
| Commercial  | -       | -                   |
| Households  | -       | -                   |
| Other   | 233     | 240                 |



| Chart C5 Aged Creditors Analysis |                  |            |               |                 |                 |               |                 |                |       |
|----------------------------------|------------------|------------|---------------|-----------------|-----------------|---------------|-----------------|----------------|-------|
|                                  | Bulk Electricity | Bulk Water | PAYE deductio | VAT (output les | Pensions / Reti | Loan repaymen | Trade Creditors | Auditor Genera | Other |
| 2023/24                          | -                | -          | -             | -               | -               | -             | -               | -              | -     |
| Budget Year 2024/25              | -                | -          | -             | -               | -               | -             | 8,169           | 4,414          | -     |

